



# KONKAN GYANPEETH URAN COLLEGE OF COMMERCE AND ARTS



Permanently Affiliated to University of Mumbai,  
Re-Accredited with 'B' Grade by NACC, u.s.2 (f) & 12 (B) by U.G.C.  
Near Tahsil Office, Uran, Raigad Maharashtra, 400702 Contact No. 022 - 27220376 / 27221567  
Email :- [uran\\_college@rediffmail.com](mailto:uran_college@rediffmail.com) / [kguc7star@gmail.com](mailto:kguc7star@gmail.com) Web site- [www.kguc.org](http://www.kguc.org)

## Questionnaire of Student Satisfaction Survey 2022-23

### National Assessment and Accreditation Council (NAAC)

### Student Satisfaction Survey

### Key Indicator - 2.7.1

### Under Criterion II of Teaching – Learning and Evaluation

#### Guidelines for Students

NAAC (National Assessment and accreditation council) is conducting a Student Satisfaction Survey regarding Teaching – Learning and Evaluation, which will help to upgrade the quality in higher education. A student will have to respond to all the questions given in the following format with her/his sincere effort and thought. Her/his identity will not be revealed.

A) Please confirm this is the first and only time you answer this survey.

a) Yes  b) No

B) Age: C) College Name:

D) Gender: a) Female  b) Male  c) Transgender

E) What degree program are you pursuing now?

a) Bachelor's  b) Master's  c) MPhil   
d) Doctorate  e) Other ( )

F) What subject area are you currently pursuing?

a) Arts  b) Commerce  c) Science   
d) Professional  e) Other: ( )

#### Instructions to fill the questionnaire

- All questions should be compulsorily attempted.
- Each question has five responses, choose the most appropriate one.
- The response to the qualitative question no. 21 is student's opportunity to give suggestions or improvements; she/he can also mention weaknesses of the institute here. (Kindly restrict your response to teaching learning process only)



## Criterion II – Teaching–Learning and Evaluation

### Student Satisfaction Survey on Teaching Learning Process

Following are questions for online student satisfaction survey regarding teaching learning process.

1. How much of the syllabus was covered in the class?
  - 4 – 85 to 100%
  - 3 – 70 to 84%
  - 2 – 55 to 69%
  - 1– 30 to 54%
  - 0 –Below 30%
  
2. How well did the teachers prepare for the classes?
  - 4 –Thoroughly
  - 3 – Satisfactorily
  - 2 – Poorly
  - 1 – Indifferently
  - 0 – Won't teach at all
  
3. How well were the teachers able to communicate?
  - 4 – Always effective
  - 3 – Sometimes effective
  - 2 – Just satisfactorily
  - 1– Generally ineffective
  - 0– Very poor communication
  
4. The teacher's approach to teaching can best be described as
  - 4– Excellent
  - 3 – Very good
  - 2 – Good
  - 1 – Fair
  - 0– Poor



5. Fairness of the internal evaluation process by the teachers.
- 4 – Always fair
  - 3 – Usually fair
  - 2 – Sometimes unfair
  - 1 – Usually unfair
  - 0 – Unfair
6. Was your performance in assignments discussed with you?
- 4 – Every time
  - 3 – Usually
  - 2 – Occasionally/Sometimes
  - 1 – Rarely
  - 0 – Never
7. The institute takes active interest in promoting internship, student exchange, field visit opportunities for students.
- 4 – Regularly
  - 3 – Often
  - 2 – Sometimes
  - 1 – Rarely
  - 0 – Never
8. The teaching and mentoring process in your institution facilitates you in cognitive, social and emotional growth.
- 4 – Significantly
  - 3 – Very well
  - 2 – Moderately
  - 1 – Marginally
  - 0 – Not at all
9. The institution provides multiple opportunities to learn and grow.
- 4 – Strongly agree
  - 3 – Agree
  - 2 – Neutral
  - 1 – Disagree
  - 0 – Strongly disagree



10. Teachers inform you about your expected competencies, course outcomes and programme outcomes.

- 4 – Every time
- 3 – Usually
- 2 – Occasionally/Sometimes
- 1 – Rarely
- 0 – Never

11. Your mentor does a necessary follow-up with an assigned task to you.

- 4 – Every time
- 3 – Usually
- 2 – Occasionally/Sometimes
- 1 – Rarely
- 0 – I don't have a mentor

12. The teachers illustrate the concepts through examples and applications.

- 4 – Every time
- 3 – Usually
- 2 – Occasionally/Sometimes
- 1 – Rarely
- 0 – Never

13. The teachers identify your strengths and encourage you with providing right level of challenges.

- 4 – Fully
- 3 – Reasonably
- 2 – Partially
- 1 – Slightly
- 0 – Unable to

14. Teachers are able to identify your weaknesses and help you to overcome them.

- 4 – Every time
- 3 – Usually
- 2 – Occasionally/Sometimes
- 1 – Rarely
- 0 – Never



15. The institution makes effort to engage students in the monitoring, review and continuous quality improvement of the teaching learning process.
- 4 – Strongly agree
  - 3 – Agree
  - 2 – Neutral
  - 1 – Disagree
  - 0 – Strongly disagree
16. The institute/ teachers use student centric methods, such as experiential learning, participative learning and problem solving methodologies for enhancing learning experiences.
- 4 – To a great extent
  - 3 – Moderate
  - 2 – Some what
  - 1 – Very little
  - 0 – Not at all
17. Teachers encourage you to participate in extracurricular activities.
- 4 – Strongly agree
  - 3 – Agree
  - 2 – Neutral
  - 1 – Disagree
  - 0 – Strongly disagree
18. Efforts are made by the institute/ teachers to inculcate soft skills, life skills and employability skills to make you ready for the world of work.
- 4 – To a great extent
  - 3 – Moderate
  - 2 – Some what
  - 1 – Very little
  - 0 – Not at all
19. What percentage of teachers use ICT tools such as LCD projector, Multimedia, etc. while teaching.
- 4 – Above 90%
  - 3 – 70 – 89%
  - 2 – 50 – 69%
  - 1 – 30 – 49%
  - 0 – Below 29%



20. The overall quality of teaching-learning process in your institute is very good.

- 4 –Strongly agree
- 3 – Agree
- 2 – Neutral
- 1 – Disagree
- 0 – Strongly disagree

21. Give three observation / suggestions to improve the overall teaching – learning experience in your institution.

a)

b)

c)



# KONKAN GYANPEETH URAN COLLEGE OF COMMERCE AND ARTS



Permanently Affiliated to University of Mumbai,  
Re-Accredited with 'B' Grade by NACC, u.s.2 (f) & 12 (B) by U.G.C.  
Near Tahsil Office, Uran, Raigad Maharashtra, 400702 Contact No. 022 - 27220376 / 27221567  
Email :- [uran\\_college@rediffmail.com](mailto:uran_college@rediffmail.com) / [kguc7star@gmail.com](mailto:kguc7star@gmail.com) Web site- [www.kguc.org](http://www.kguc.org)

## National Assessment and Accreditation Council (NAAC)

### Analyzed Student Satisfaction Survey 2022-23


#### Under Criterion II of Teaching –Learning and Evaluation

- Q.1 Average Percentage of Student opined that 85 to 100 % Syllabus taught in the Class by Teachers.
- Q.2 Students Viewed about the preparation of the class by teachers are thoroughly.
- Q.3 Average Percentage of Learner reviewed teachers has effective Communication.
- Q.4 According to Students the Teachers approach to teaching is described as Excellent.
- Q.5 Average Percentage of Learner opined about internal evaluations is always fair.
- Q.6 Students viewed that teachers every time discuss with them.
- Q.7 Learner viewed that college Sometime provide opportunities to them in the Field Visit.
- Q.8 According to Students there are facilities to have a social and emotional growth significantly.
- Q.9 Students agreed that the college provides multiple opportunities to learn and grow.
- Q.10 Students viewed that Teachers inform them about Course outcomes and Programme Outcomes in the introductory lecture. It is available also on college Website.
- Q.11 Average Percentage of Mentees are usually follow-up with and assigned task by teachers.
- Q.12 Average Percentage of Student remarked teachers illustrate the concept through examples and applications every time.
- Q.13 The Students viewed teachers identify their strength and encourage them fully.



- Q.14 Students marked about this question that every time teacher identify their weakness and help to overcome them.
- Q.15 Students agreed that there is a monitoring, review and continuous quality improvement by the teachers.
- Q.16 Students reviewed that teachers used the teaching methods moderately.
- Q.17 About this question extracurricular activity, students agreed that teachers promote them to take parts in these activities.
- Q.18 Students viewed to a great extent to inculcate soft skills, life skills and employability skills by the college.
- Q.19 According to Students, 90 % teacher's use of ICT tools while teaching.
- Q.20 Students are strongly agreed about overall quality of teaching learning process of the college.

  
IQAC/NAAC  
Co-ordinator  
Konkan Gyanpeeth Uran College,  
of Commerce & Arts, Uran-Raigad

  
Dr. Baliram N. Gaikwad  
Principal  
Konkan Gyanpeeth, Uran College of  
Commerce and Arts, Uran - Raigad



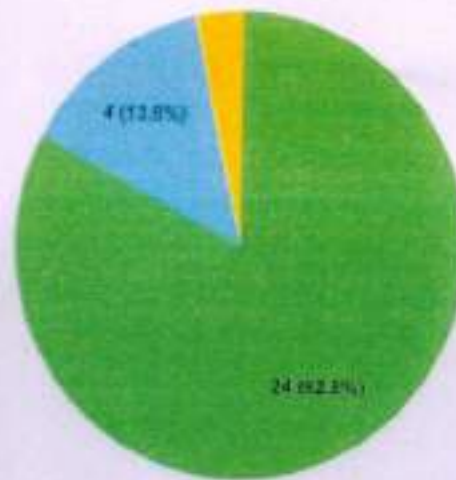
ANALYSIS OF STUDENT SATISFACTION SURVEY (SSS) FOR ACADEMIC YEAR 2022-23

**FYBCOM 2022-2023**

1. How much of the syllabus was covered in the class?

१. कक्षा में कितने पाठ्यक्रम (सिलेबस) कवर किया गया था।

- 4 - 85 to 100%  
४. ८५ से १००% तक
- 3 - 70 to 84%  
३. ७० से ८४% तक
- 2 - 55 to 69%  
२. ५५ से ६९% तक  
1 (3.4%)

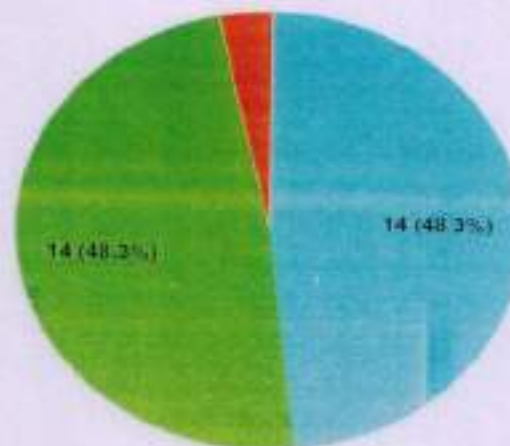


- 82.8% of the students state that teachers cover **more than 85%** of the syllabus in the Class.

2. How well did the teachers prepare for the classes?

२. कक्षाओं के लिए शिक्षक ने कितनी अच्छी तरह से तैयार किया है?

- 4 - Thoroughly  
४. सांगोपान / बरिधा
- 3 - Satisfactorily  
३. सातोपजनक
- 2 - Poorly  
२. बहुत खराब  
1 (3.4%)



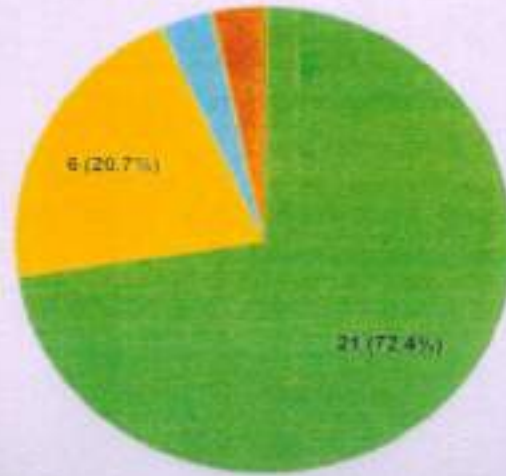
- 48.3% of the students state that teachers prepare for the class **thoroughly**
- 48.3% say that they are **satisfied** by teaching efforts.



3. How well were the teachers able to communicate?

3. शिक्षक संवाद करने में कितने सक्षम है।

- 4 - Always effective  
४. हमेशा प्रभावात्मक
- 3 - Sometimes effective  
3 कभी - कभी प्रभावात्मक
- 2 - Just satisfactory  
2. केवल सातोषजनक 1(3.4%)
- 1 - Generally ineffective  
1. आम तौर पर अप्रभावी 1(3.4%)

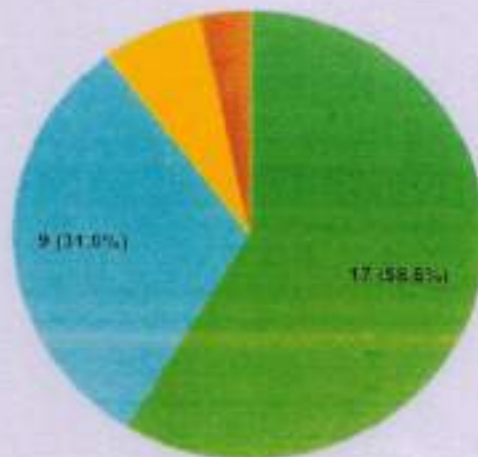


- 72.4% of the students say that the teachers are **always effective** in communication.

4. The teacher's approach to teaching can best be described as

४. शिक्षण दृष्टिकोण से शिक्षकों को सबसे अच्छा बताया जा सकता है

- 4 - Excellent  
४. उत्कृष्ट
- 3 - Very good  
३. बहुत अच्छा
- 2 - Good  
२. उत्तम  
2(6.9%)
- 1 - Fair  
१. निष्पक्ष  
1(3.4%)



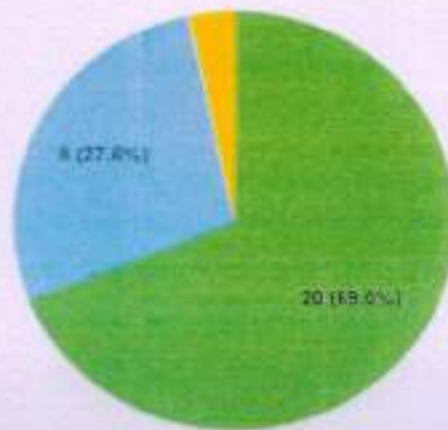
- 58.6% of the students say that the teachers are **excellent** in their approach towards them.
- 31% state that the teachers are **very good** in their approach towards them.



5. Fairness of the internal evaluation process by the teachers.

५. शिक्षकों द्वारा आंतरिक मूल्यांकन प्रक्रिया की निष्पक्षता

- 4 – Always fair  
४. हमेशा निष्पक्ष
- 3 – Usually fair  
३. आमतौर पर निष्पक्ष
- 2 – Sometimes unfair  
२. कभी-कभी अन्याय  
1(3.4%)

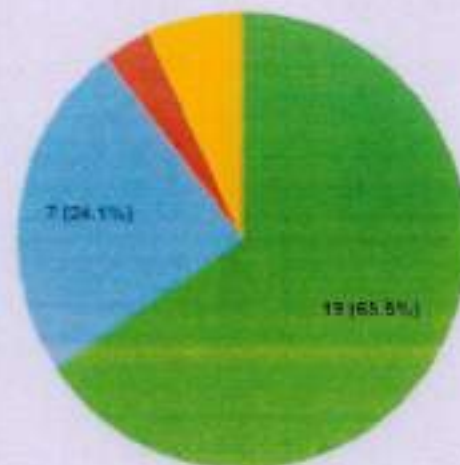


- 69% of the students state that the teachers are **always fair** in the Evaluation Process.
- 27.6% state that the teachers are **usually fair** in the Evaluation Process.

6. Was your performance in assignments discussed with you?

६. कार्य में अपने प्रदर्शन आपके साथ चर्चा की गई थी

- 4 – Every time  
४. हर बार
- 3 – Usually  
३. आमतौर पर
- 0- Never  
०. कभी नहीं  
1(3.4%)
- 2 – Occasionally (Sometimes)  
२. कभी-कभी / कभी-कभी  
2(6.9%)



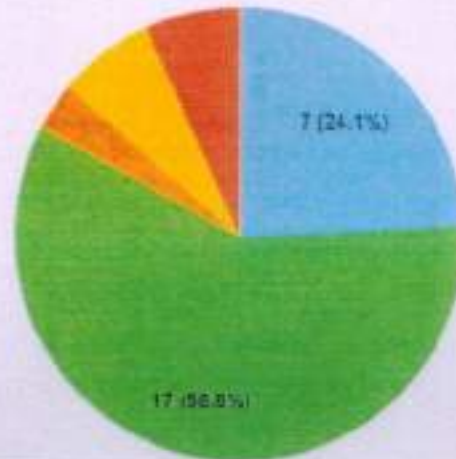
- 65.5% of the students say that the teachers discuss their assignment evaluation with them **always**.



7. The institute takes active interest in promoting internship, student exchange, field visit opportunities for students.

७. आपके संस्थान प्रशिक्षण (इंटरनशीप), छात्र विनिमय (एक्सचेंज), क्षेत्र की यात्रा (फिल्ड विजिट) के अवसर में रूचि होते हैं।

- 3 – Often  
३. अक्सर
- 4 – Regularly  
४. नियमित
- 1 – Rarely  
१. दुर्लभ 1(3.4%)
- 2 – Sometimes  
२. कभी-कभी 2(6.9%)
- 0 – Never  
०. कभी नहीं 2(6.9%)

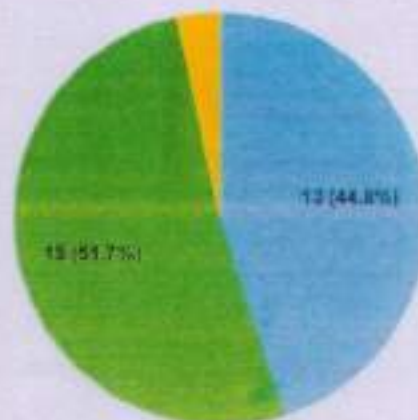


- 58.6% of the students say that the teachers take keen interest in their overall development and promote internship, student exchange, take them for field visit and keep providing them various opportunities for career development.

8. The teaching and mentoring process in your institution facilitates you in cognitive, social and emotional growth.

८. आपके संस्थान में शिक्षण और सलाह प्रक्रिया आपको संज्ञानात्मक, सामाजिक और भावनात्मक विकास में सुविधा प्रदान करता है।

- 1 – Very well  
१. बहुत अच्छा
- 4 – Significantly  
४. काफी महत्वपूर्ण
- 2 – Moderately  
२. मध्यम 1(3.4%)



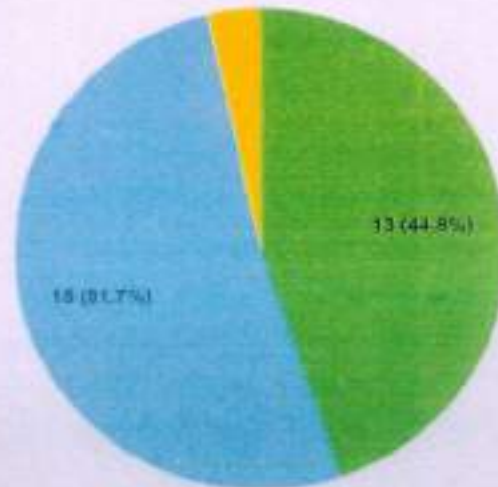
- 51.7% of the students say that the teachers and institution facilitate their cognitive, social and emotional growth through various social and educational initiatives.



9. The institution provides multiple opportunities to learn and grow.

९. संस्थान सीखने और बढ़ने के लिए विभिन्न अवसर प्रदान करता है

- 4 - Strongly agree  
४. दृढ़तापूर्वक सहमत
- 3 - Agree  
३. सहमत
- 2 - Neutral  
२. तटस्थ (3.4%)

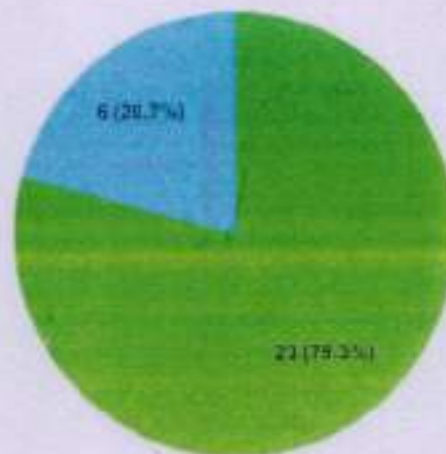


- 51.7% of the students **agree** and 44.8% **strongly agree** that institution provides multiple opportunities to learn and grow.

10. Teachers inform you about your expected competencies, course outcomes and programme outcomes.

१०. शिक्षकों ने आपको अपेक्षित दक्षताओं, पाठ्यक्रम के परिणामों और कार्यक्रम के परिणामों के बारे में सूचित किया है

- 4 - Every time  
४. हमेशा
- 3 - Usually  
३. आमतौर पर



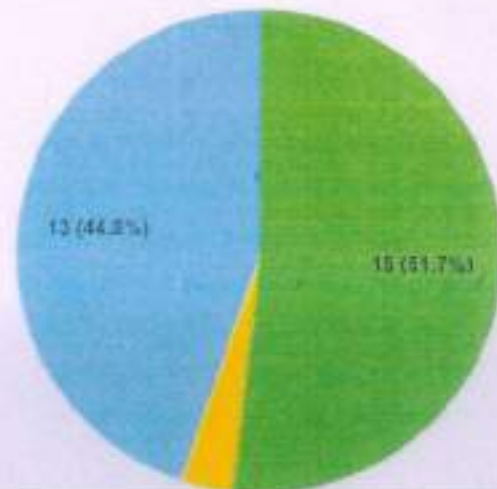
- 79.3% of the students agree that the teachers inform them about the course and programme outcomes and instill the competencies expected out of courses **everytime**



11. Your mentor does a necessary follow-up with an assigned task to you.

११. आपके गुरु आपके लिए एक नियत कार्य के साथ एक आवश्यक अनुवर्ती कार्रवाई कराता हैं

- 4 – Every time  
४. हमेशा
- 2 – Occasionally/Sometimes  
२. कभी न कभी / कभी कभी  
१(3.4%)
- 3 – Usually  
३. आमतौर पर

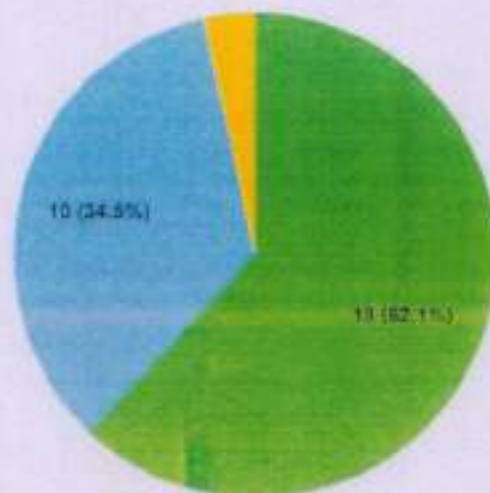


- 51.7% of the students agree that the mentors take continuous follow up of the tasks assigned to them **everytime**.

12. The teachers illustrate the concepts through examples and applications.

१२. शिक्षक उदाहरणों और अनुप्रयोगों के माध्यम से अवधारणाओं को दर्शाते हैं

- 4 – Every time  
४. हमेशा
- 3 – Usually  
३. आमतौर पर
- 2 – Occasionally/Sometimes  
२. कभी न कभी / कभी कभी  
१(3.4%)

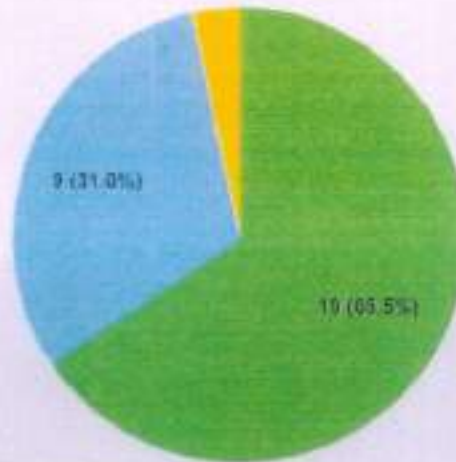


- 62.1% of the students agree that the teachers illustrate the concepts through proper examples and also state application of the learned theories in day to day world **everytime** 34.5% state that teachers do it **usually**.

13. The teachers identify your strengths and encourage you with providing right level of challenges.

१३. शिक्षक आपकी ताकत की पहचान करते हैं और आपको चुनौतियों के सही स्तर प्रदान करने के साथ प्रोत्साहित करते हैं

- 4 – Fully  
४. पूर्ण रूप से
- 3 – Reasonably  
३. यथाचित
- 1 – Slightly  
१. थोड़ा थोड़ा  
1(3.4%)

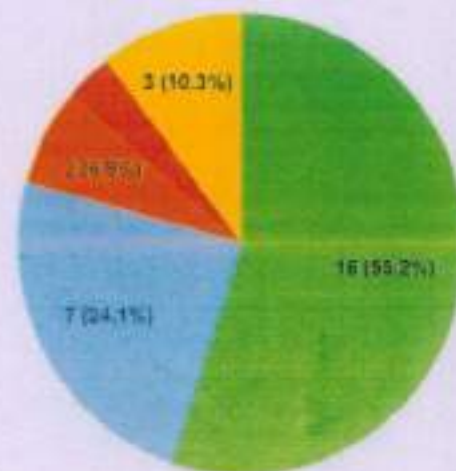


- 65.5% of the students state that the teachers help them **fully**; 31% say that the teachers help them **reasonably** to identify their strengths and encourage them to improve them more by providing challenging tasks.

14. Teachers are able to identify your weaknesses and help you to overcome them.

१४. आपके शिक्षक आपकी कमजोरियों की पहचान करने में समर्थ हैं और आप उनको दूर करने में सहायता करते हैं

- 4 – Every time  
४. हमेशा
- 3 – Usually  
३. आमतौर पर
- 1 – Rarely  
१. बहुत कम
- 0 – Never  
०. कभी नहीं 1(3.4%)
- 2 – Occasionally/Sometimes  
२. कभी न कभी / कभी कभी



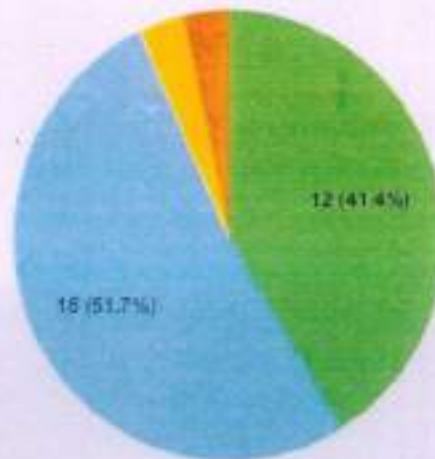
- 55.2% of the students state that the teachers **every time**; 24.1% of the students state that the teachers **usually** identify their weakness and help them to overcome their weakness.



15. The institution makes effort to engage students in the monitoring, review and continuous quality improvement of the teaching learning process.

१५. संस्थान शिक्षण - शिक्षा प्रक्रिया की निगरानी, समीक्षा और निरंतर गुणवत्ता सुधार में छात्रों को संलग्न करने का प्रयास करता है

- 4 - Strongly agree  
४. दृढ़तापूर्वक सहमत
- 3 - Agree  
३. सहमत
- 2 - Neutral  
२. तटस्थ 1(3.4%)
- 1 - Disagree  
१. असमत 1(3.4%)

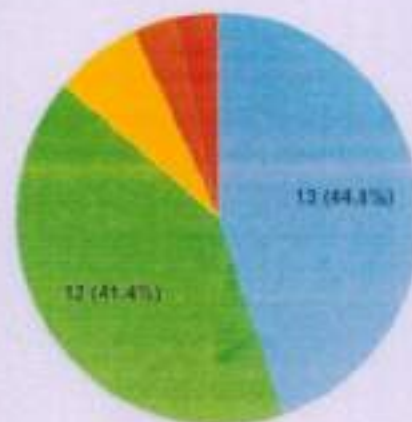


- 41.4% of the students **strongly agree** whereas 51.7% **agree** that the institution makes efforts to engage students in the monitoring, review and continuous quality improvement of the teaching learning process.

16. The institute/ teachers use student centric methods, such as experiential learning, participative learning and problem solving methodologies for enhancing learning experiences.

१६. संस्थान/ शिक्षक छात्र केंद्रित पध्दतियों का प्रयोग करते हैं, जैसे कि अनुभवात्मक शिक्षा, सहभागी शिक्षा और सीखने के अनुभव को बढ़ाने के लिए समस्या सुलझाने के तरीके

- 3 - Moderate  
३. मध्यम
- 4 - To a great extent  
४. काफी हद तक
- 2 - Some what  
२. कुछ हद तक 3(6.9%)
- 1 - Very little  
१. बहुत कम 1(3.4%)
- 0 - Not at all  
०. विलक्षण नहीं 1(3.4%)



- 44.8% of the students state that the institution and teachers use student centric methods such as experiential learning and participative learning problem solving techniques for enhancing the learning experience of the students **moderately**; 41.4% state that teachers do it to a **great extent**.

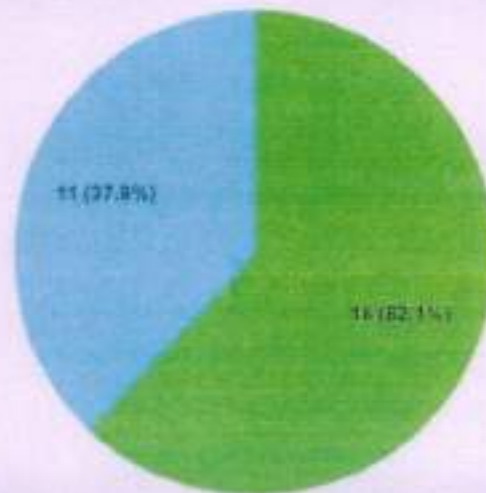


17. Teachers encourage you to participate in extracurricular activities.

१७. शिक्षक आपको अतिरिक्त गतिविधियों में भाग लेने के लिए प्रोत्साहित करते हैं



- 4 - Strongly agree  
४. दृढ़तापूर्वक सहमत
- 3 - Agree  
३. सहमत

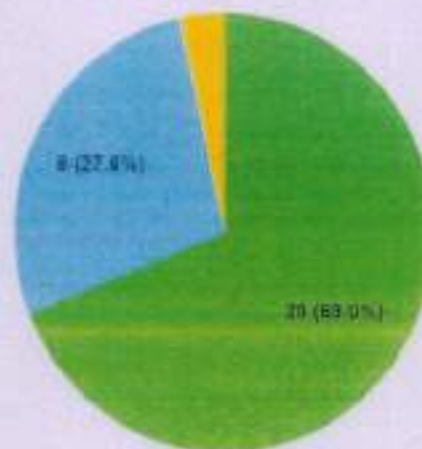


- 62.1% of the students strongly agree and 37.9% agree that teachers encourage them to participate in extracurricular activities.

18. Efforts are made by the institute/ teachers to inculcate soft skills, life skills and employability skills to make you ready for the world of work.

१८. संस्थान/ शिक्षकों द्वारा रोजगार की दुनिया के लिए तैयार करने के लिए व्यवहार कौशल (साफ्ट कौशल), जीवन कौशल और रोजगार योग्यता कौशल का आकलन करने या समझाने का प्रयास हुआ है

- 4 - To a great extent  
४. काफी हद तक
- 3 - Moderate  
३. मध्यम
- 2 - Some what  
२. कुछ हद तक  
1 (3.4%)



- 69% of the students state that the institution and the faculty members place emphasis in inculcating soft skills, life skills and employability skills to make them work ready to a great extent.

19. What percentage of teachers use ICT tools such as LCD projector, Multimedia, etc. while teaching.

१९. सीखाने के समय कितने शिक्षकों का प्रतिशत एलसीडी प्रक्षेपक (प्रोजेक्टर), मल्टीमीडिया इत्यादी जैसे सूचना एवं संप्रेषण तकनीक (आईसीटी) का उपयोग करते हैं

- 3 - 70 - 89%  
३. ७० से ८९% तक
- 2 - 50 - 89%  
२. ५० से ८९% तक
- 4 - Above 90%  
४. ९०% से ज्यादा
- 1 - 30 - 49%  
१. ३० से ४९% तक
- 0 - Below 29%  
०. २९% से कम

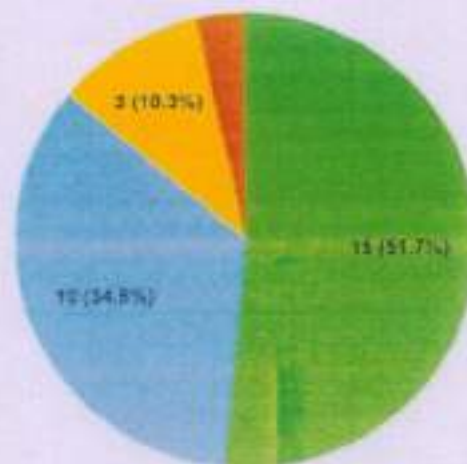


- 72.4% of the students state that **more than 50% teachers** use ICT tools such as projector, multimedia, etc while teaching.

20. The overall quality of teaching-learning process in your institute is very good.

२०. आपके संस्थान में शिक्षा-शिक्षण प्रक्रिया की समग्र गुणवत्ता बहुत अच्छी है

- 4 - Strongly agree  
४. दृढ़तापूर्वक सहमत
- 3 - Agree  
३. सहमत
- 2 - Neutral  
२. नटम्य
- 1 - Disagree  
१. असहमत (3.4%)

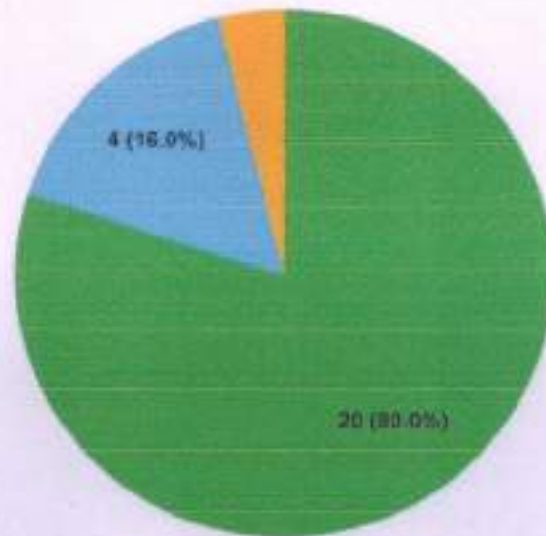


- 51.7% of the students **strongly agree**; 34.5% **agree** that the overall quality of teaching learning process in our institute is very good.

1. How much of the syllabus was covered in the class?

१. कक्षा में कितने पाठ्यक्रम (सिलेबस) कवर किया गया था।

- 4 - 85 to 100%  
४. ८५ से १००% तक
- 3 - 70 to 84%  
३. ७० से ८४% तक
- 2 - 55 to 69%  
२. ५५ से ६९% तक
- 1 (4.0%)

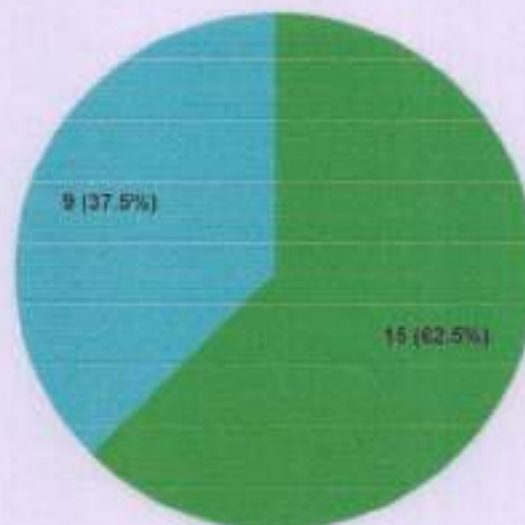


- 80% of the students state that teachers cover more than 85% of the syllabus in the Class.

2. How well did the teachers prepare for the classes?

२. कक्षाओं के लिए शिक्षक ने कितनी अच्छी तरह से तैयार किया है?

- 3 - Satisfactorily  
३. सतोषजनक
- 4 - Thoroughly  
४. सतोषपूर्ण / सर्वथा

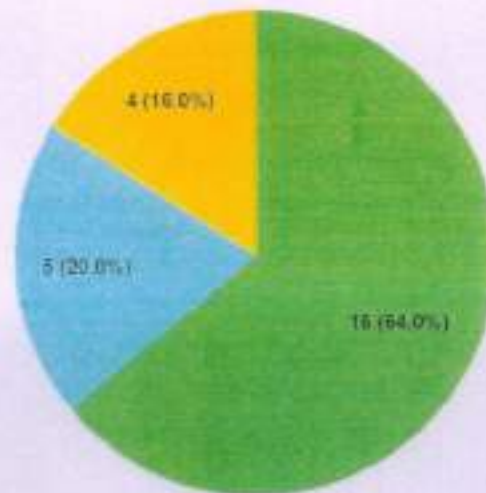


- 62.5% say that teachers prepare for the class **satisfactorily** whereas 37.5% of the students state that teachers prepare for the class **thoroughly**.

3. How well were the teachers able to communicate?

3. शिक्षक संवाद करने में कितने सक्षम है।

- 4 - Always effective  
४. हमेशा प्रभावात्मक
- 3 - Sometimes effective  
३. कभी-कभी प्रभावात्मक
- 2 - Just satisfactorily  
२. केवल सार्थकजनक

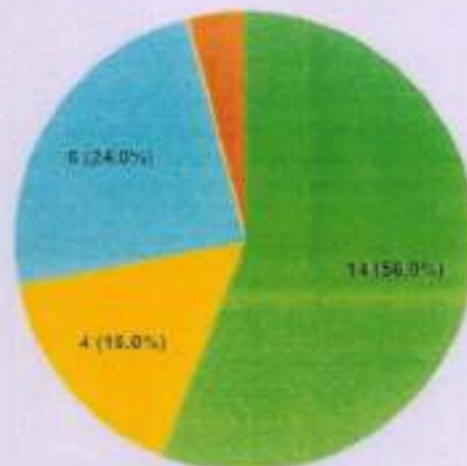


- 64% of the students say that the teachers are **always effective** in communication.

4. The teacher's approach to teaching can best be described as

४. शिक्षण दृष्टिकोण से शिक्षकों को सबसे अच्छा बताया जा सकता है

- 4 - Excellent  
४. उत्कृष्ट
- 3 - Very good  
३. बहुत अच्छा
- 2 - Good  
२. उत्तम
- 1 - Fair  
१. निष्पक्ष

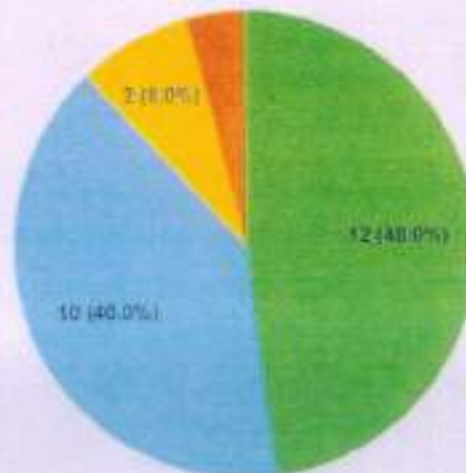


- 56% of the students say that the teachers are **excellent** in their approach towards them.
- 16% state that the teachers are **very good** in their approach towards them.

5. Fairness of the internal evaluation process by the teachers.

५. शिक्षकों द्वारा आंतरिक मूल्यांकन प्रक्रिया की निष्पक्षता

- 4 – Always fair  
४. हमेशा निष्पक्ष
- 3 – Usually fair  
३. आम तौर पर निष्पक्ष
- 2 – Sometimes unfair  
२. कभी-कभी अन्यायपूर्ण
- 1 – Usually unfair  
१. आम तौर पर अन्यायपूर्ण  
1(4.0%)

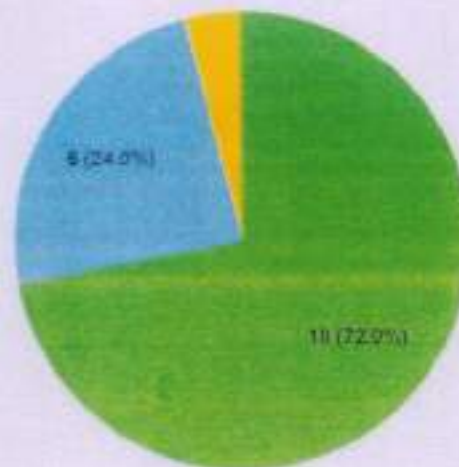


- 48% of the students state that the teachers are **always fair** in the Evaluation Process.
- 40% state that the teachers are **usually fair** in the Evaluation Process.

6. Was your performance in assignments discussed with you?

६. कार्य में अपने प्रदर्शन आपके साथ चर्चा की गई थी

- 4 – Every time  
४. हर बार
- 3 – Usually  
३. आम तौर पर
- 2 – Occasionally / Sometimes  
२. कभी-कभी / कभी-कभी
- 1 – 1(4.0%)



- 72% of the students say that the teachers discuss their assignment evaluation with them **always**.

7. The institute takes active interest in promoting internship, student exchange, field visit opportunities for students.

७. आपके संस्थान प्रशिक्षण (इंटरनशिप), छात्र विनिमय (एक्सचेंज), क्षेत्र की यात्रा (फिल्ड विजिट) के अवसर में रसिच होते है ।

- 3 - Often  
३. अक्सर
- 1 - Rarely  
१. दुर्लभ
- 0 - Never  
०. कभी नहीं  
१(4.0%)
- 4 - Regularly  
४. नियमित
- 2 - Sometimes  
२. कभी-कभी



- 44% of the students say that the teachers **regularly** take keen interest in their overall development and promote internship, student exchange, take them for field visit and keep providing them various opportunities for career development.

8. The teaching and mentoring process in your institution facilitates you in cognitive, social and emotional growth.

८. आपके संस्थान में शिक्षण और सलाह प्रक्रिया आपको संज्ञानात्मक, सामाजिक और भावनात्मक विकास में सुविधा प्रदान करता है ।

- 1 - Very well  
३. बहुत अच्छा
- 4 - Significantly  
४. काफी महत्वपूर्ण
- 2 - Moderately  
२. मध्यम १(4.0%)

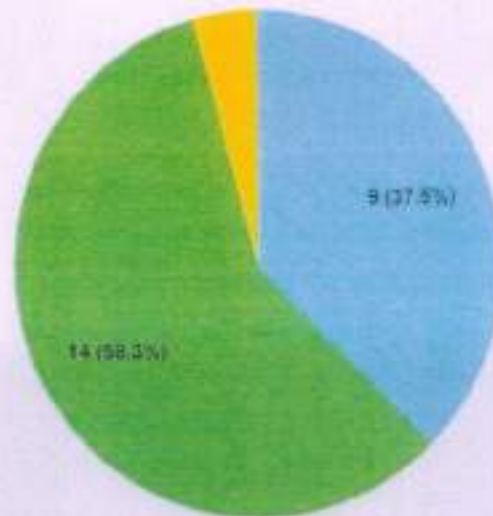


- 64% of the students say that the teachers and institution facilitate their cognitive, social and emotional growth through various social and educational initiatives **very well**.

9. The institution provides multiple opportunities to learn and grow.

९. संस्थान सीखने और बढ़ने के लिए विभिन्न अवसर प्रदान करता है

- 3 - Agree  
३. सहमत
- 4 - Strongly agree  
४. इतनापूर्वक सहमत
- 2 - Neutral  
२. तटस्थ (4.2%)

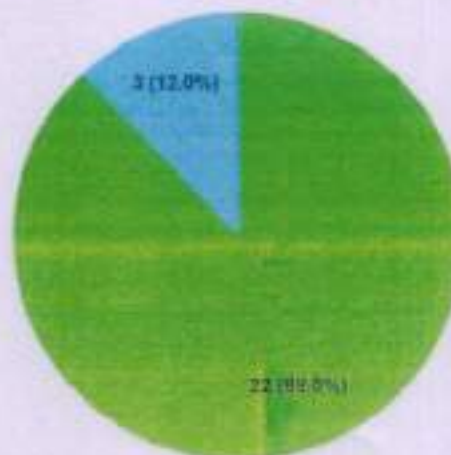


- 58.3% of the students **strongly agree** whereas 37.5% of the students **agree** that institution provides multiple opportunities to learn and grow

10. Teachers inform you about your expected competencies, course outcomes and programme outcomes.

१०. शिक्षकों ने आपको अपेक्षित दक्षताओं, पाठ्यक्रम के परिणामों और कार्यक्रम के परिणामों के बारे में सूचित किया है

- 4 - Every time  
४. हमेशा
- 3 - Usually  
३. आमतौर पर

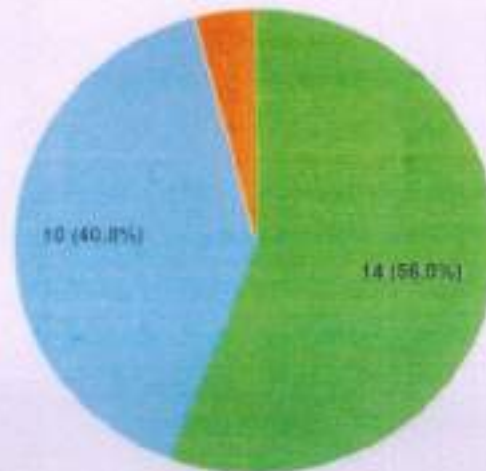


- 88% of the students **agree** that the teachers inform them about the course and programme outcomes and instill the competencies expected out of courses

11. Your mentor does a necessary follow-up with an assigned task to you.

११. आपके गुरु आपके लिए एक नियत कार्य के साथ एक आवश्यक अनुवर्ती कार्रवाई कराता है

- 4 – Every time  
४. हमेशा
- 3 – Usually  
३. अक्सर पर
- 1 – Rarely  
१. बहुत कम  
1(4.0%)

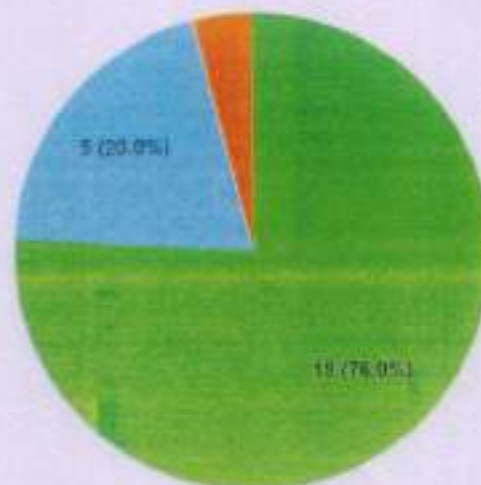


- 56% of the students agree that the mentors take continuous follow up of the tasks assigned to them **every time**.

12. The teachers illustrate the concepts through examples and applications.

१२. शिक्षक उदाहरणों और अनुप्रयोगों के माध्यम से अवधारणाओं को दर्शाते हैं

- 4 – Every time  
४. हमेशा
- 3 – Usually  
३. अक्सर पर
- 1 – Rarely  
१. बहुत कम  
1(4.0%)



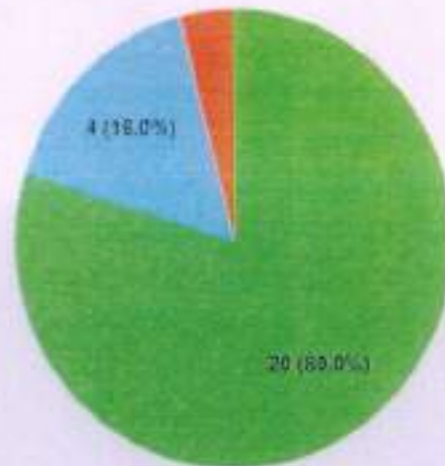
- 76% of the students agree that the teachers illustrate the concepts through proper examples and also state application of the learned theories in day to day world **everytime**.



13. The teachers identify your strengths and encourage you with providing right level of challenges.

१३. शिक्षक आपकी ताकत की पहचान करते हैं और आपको चुनौतियों के सही स्तर प्रदान करने के साथ प्रोत्साहित करते हैं

- 4 - Fully  
५. पूर्ण रूप से
- 3 - Reasonably  
३. पथाचित
- 0 - Unable to  
०. करने में असमर्थ  
1(4.0%)

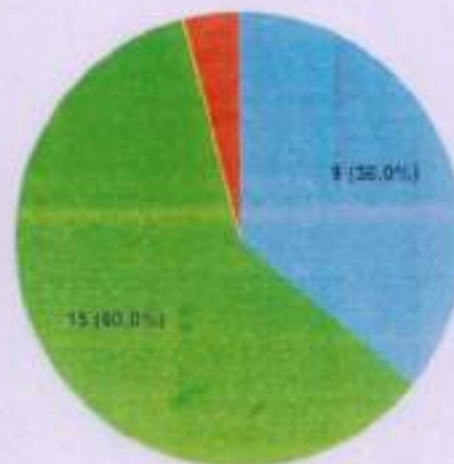


- 80% of the students agree that the teachers illustrate the concepts through proper examples and also state application of the learned theories in day to day world **fully**.

14. Teachers are able to identify your weaknesses and help you to overcome them.

१४. आपके शिक्षक आपकी कमजोरियों की पहचान करने में समर्थ हैं और आप उनको दूर करने में सहायता करते हैं

- 3 - Usually  
३. आमतौर पर
- 4 - Every time  
५. हमेशा
- 0 - Never  
०. कभी नहीं  
1(4.0%)

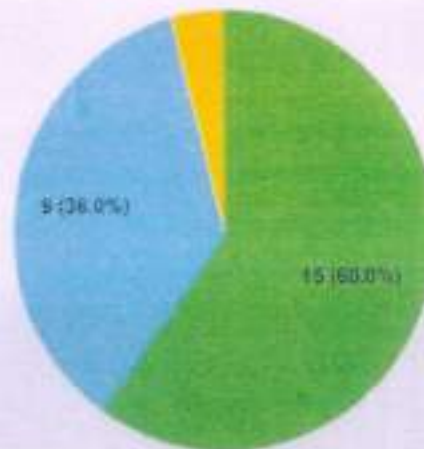


- 60.0% of the students agree that the teachers illustrate the concepts **every time** through proper examples and also state application of the learned theories in day to day world. 36.0% state that the teachers illustrate the concept **usually**.

15. The institution makes effort to engage students in the monitoring, review and continuous quality improvement of the teaching learning process.

१५. संस्थान शिक्षण - शिक्षा प्रक्रिया की निगरानी, समीक्षा और निरंतर गुणवत्ता सुधार में छात्रों को संलग्न करने का प्रयास करता है

- 4 - Strongly agree  
४. इत्थलापूर्वक सहमत
- 3 - Agree  
३. सहमत
- 2 - Neutral  
२. नटसक 1(4.0%)

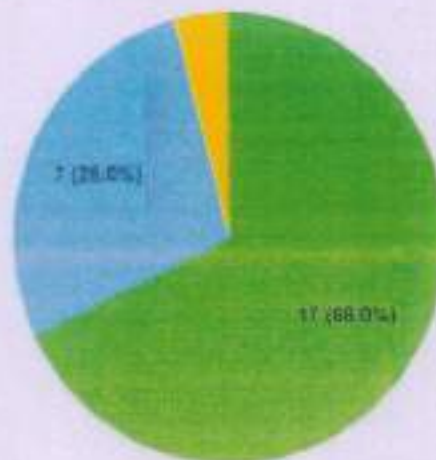


- 60.0% of the students **strongly agree** whereas **36.0% agree** that the institution makes efforts to engage students in the monitoring, review and continuous quality improvement of the teaching learning process.

16. The institute/ teachers use student centric methods, such as experiential learning, participative learning and problem solving methodologies for enhancing learning experiences.

१६. संस्थान / शिक्षक छात्र केंद्रित पध्दतियों का प्रयोग करते हैं, जैसे कि अनुभवात्मक शिक्षा, सहभागी शिक्षा और सीखने के अनुभव को बढ़ाने के लिए समस्या सुलझाने के तरीके

- 4 - To a great extent  
४. काफी हद तक
- 3 - Moderate  
३. मध्यम
- 2 - Some what  
२. कुछ हद तक 1(4.0%)



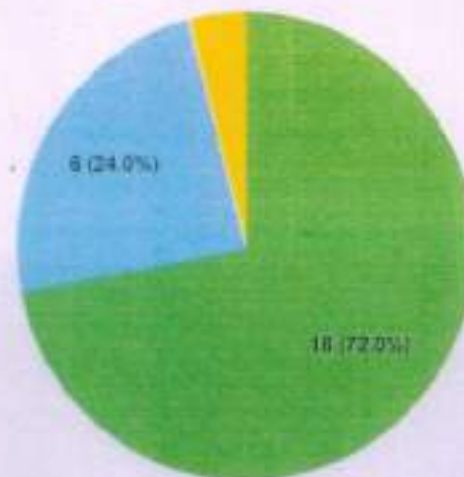
- 68.0% of the students state that the institution and teachers use student centric methods such as experiential learning and participative learning problem solving techniques for enhancing the learning experience of the students **to great extent**. 28.0% state that institution and teachers use student centric method **moderately**.



17. Teachers encourage you to participate in extracurricular activities.

१७. शिक्षक आपको अतिरिक्त गतिविधियों में भाग लेने के लिए प्रोत्साहित करते हैं

- 4 - Strongly agree  
४. इतनापुर्वक सहमत
- 3 - Agree  
३. सहमत
- 2 - Neutral  
२. तटस्थ (14.0%)

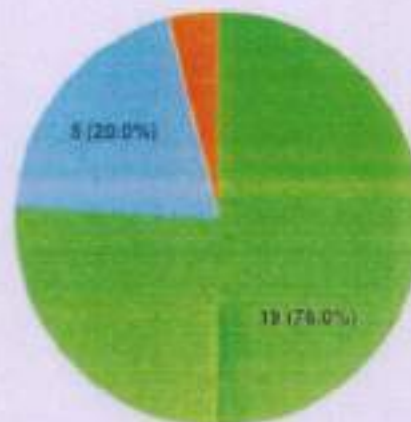


- 72.0% of the students strongly agree and 24.0% agree that teachers encourage them to participate in extracurricular activities

18. Efforts are made by the institute/ teachers to inculcate soft skills, life skills and employability skills to make you ready for the world of work.

१८. संस्थान / शिक्षकों द्वारा रोजगार की दुनिया के लिए तैयार करने के लिए व्यवहार कौशलता (साफ्ट कौशल), जीवन कौशल और रोजगार योग्यता कौशल का आकलन करने या समझाने का प्रयास हुआ है

- 4 - To a great extent  
४. काफी इत तक
- 3 - Moderate  
३. मध्यम
- 1 - Very little  
१. बहुत कम (14.0%)

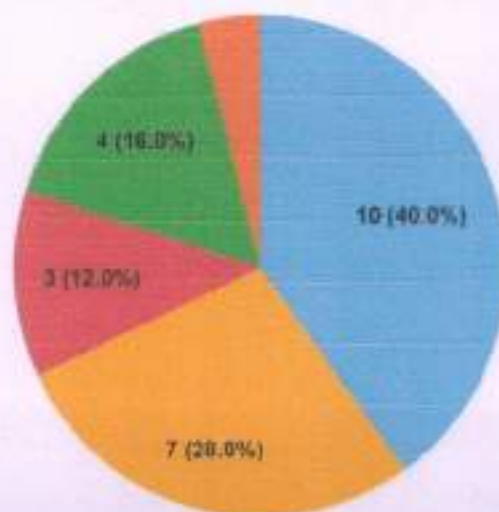


- 76.0% of the students state that the institution and the faculty members place a great emphasis in inculcating soft skills, life skills and employability skills to make them work ready to a great extent. 20.0% state that the institution and faculty members place a great emphasis in inculcating soft skills moderately.

19. What percentage of teachers use ICT tools such as LCD projector, Multimedia, etc. while teaching.

१९. सीखाने के समय कितने शिक्षकों का प्रतिशत एलसीडी प्रक्षेपक (प्रोजेक्टर), मल्टीमीडिया इत्यादी जैसे सूचना एवं संप्रेषण तकनीक (आईसीटी) का उपयोग करते हैं

- 3 - 70 - 89%  
3. ७० से ८९% तक
- 2 - 50 - 69%  
२. ५० से ६९% तक
- 0 - Below 29%  
०. २९% से कम
- 4 - Above 90%  
४. ९०% से ज्यादा
- 1 - 30 - 49%  
१. ३० से ४९% तक  
1(4.0%)

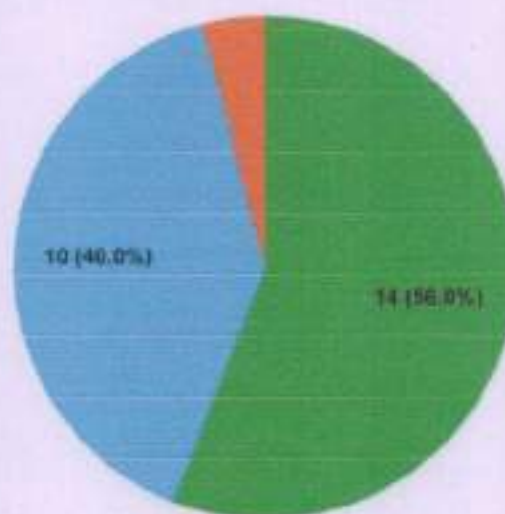


40.0% of the students say that teachers use ICT tool more than 89% while teaching.

20. The overall quality of teaching-learning process in your institute is very good.

२०. आपके संस्थान में शिक्षा- शिक्षण प्रक्रिया की समग्र गुणवत्ता बहुत अच्छी है

- 4 - Strongly agree  
४. दृढतापूर्वक सहमत
- 3 - Agree  
३. सहमत
- 1 - Disagree  
१. असमत 1(4.0%)



56.0% students strongly agree on overall quality of teaching and learning process of the institution. 40% agree on overall quality of teaching and learning process of the institution.

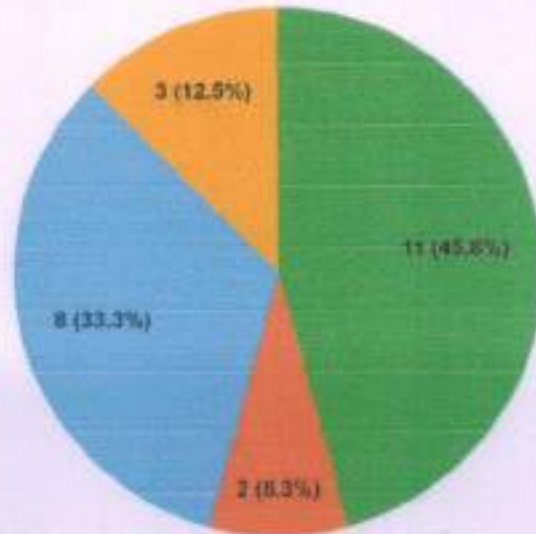
## TYBCOM 2022-2023



1. How much of the syllabus was covered in the class?

१. कक्षा में कितने पाठ्यक्रम (सिलेबस) कवर किया गया था।

- 4 - 85 to 100%  
४. ८५ से १००% तक
- 1 - 30 to 54%  
१. ३० से ५४% तक
- 3 - 70 to 84%  
३. ७० से ८४% तक
- 2 - 55 to 69%  
२. ५५ से ६९% तक

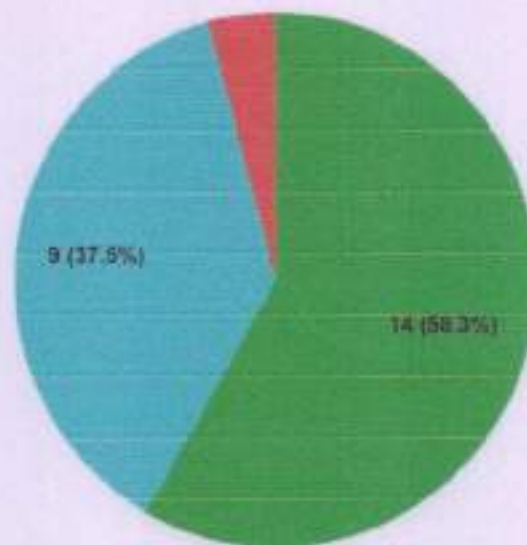


- 45.8% of the students state that teachers cover more than 85% of the syllabus in the Class. And 33.3% state that teachers cover more than 54% of the syllabus.

2. How well did the teachers prepare for the classes?

२. कक्षाओं के लिए शिक्षक ने कितनी अच्छी तरह से तैयार किया है?

- 3 - Satisfactorily  
३. सतोषजनक
- 4 - Thoroughly  
४. सांगोषाग / सर्वथा
- 2 - Poorly  
२. बहुत खराब  
1(4.2%)



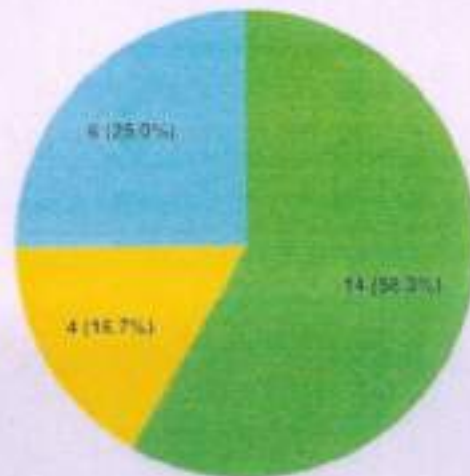
- 58.3% say that teachers prepare **satisfactorily** for the classes..
- 37.5% of the students state that teachers prepare for the class **thoroughly**



3. How well were the teachers able to communicate?

३. शिक्षक सवाद करने में कितने सक्षम हैं।

- 4 – Always effective  
४. हमेशा प्रभावात्मक
- 2 – Just satisfactorily  
२. केवल सतोषजनक
- 1 – Sometimes effective  
३. कभी-कभी प्रभावात्मक

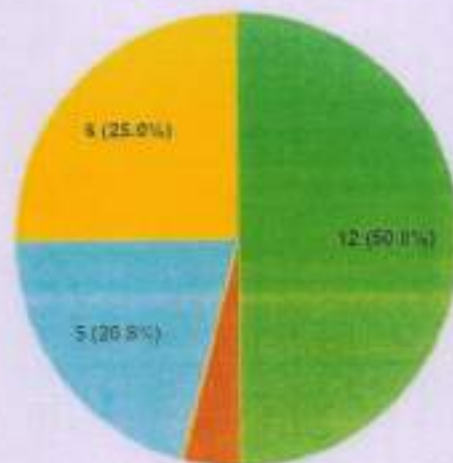


- 58.3% of the students say that the teachers are **always effective** in communication.
- 25.0% of the students say that teachers are **just satisfactory** in communication.

4. The teacher's approach to teaching can best be described as

४. शिक्षण दृष्टिकोण से शिक्षकों को सबसे अच्छा बताया जा सकता है

- 4 – Excellent  
४. उत्कृष्ट
- 1 – Fair  
१. निम्न (4.2%)
- 3 – Very good  
३. बहुत अच्छा
- 2 – Good  
२. उत्तम



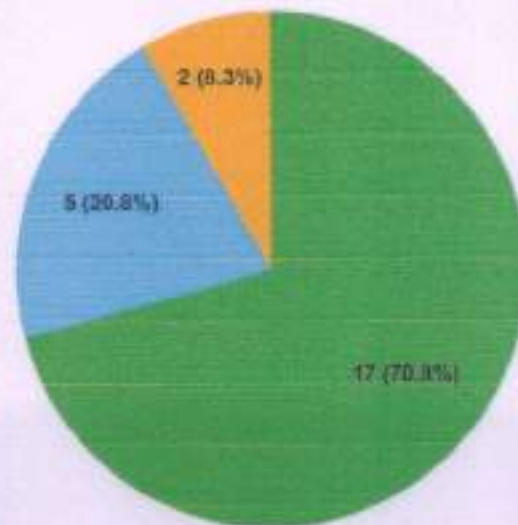
- 50% of the students say that the teachers are **excellent** in their approach towards them.
- 25% state that the teachers are **good** in their approach towards them.



5. Fairness of the internal evaluation process by the teachers.

५. शिक्षकों द्वारा आंतरिक मूल्यांकन प्रक्रिया की निष्पक्षता

- 4 – Always fair  
४. हमेशा निष्पक्ष
- 3 – Usually fair  
३. आम तौर पर निष्पक्ष
- 2 – Sometimes unfair  
२. कभी-कभी अनुचित

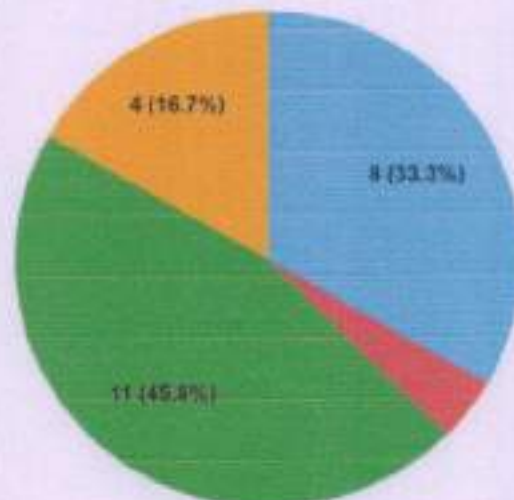


- 70.8% of the students state that the teachers are **always fair** in the Evaluation Process.
- 20.8% state that the teachers are **usually fair** in the Evaluation Process.

6. Was your performance in assignments discussed with you?

६. कार्य में अपने प्रदर्शन आपके साथ चर्चा की गई थी

- 3 – Usually  
३. आम तौर पर
- 0 – Never  
०. कभी नहीं  
1(4.2%)
- 4 – Every time  
४. हर बार
- 2 – Occasionally / Sometimes  
२. कभी-नू-कभी / कभी-कभी



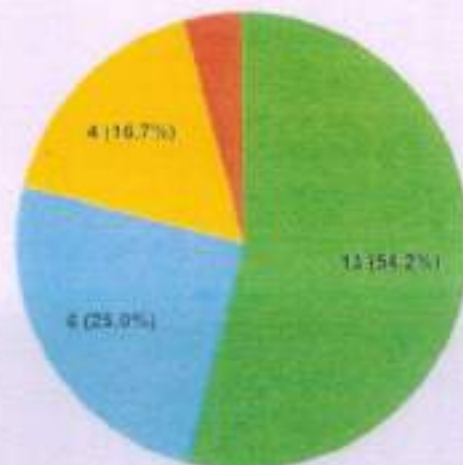
- 45.8% of the students say that the teachers discuss their assignment evaluation with them **every time**.
- 33.3% of the students say that the teachers discuss their assignment evaluation with them **usually**.



7. The institute takes active interest in promoting internship, student exchange, field visit opportunities for students.

७. आपके संस्थान प्रशिक्षण (इंटरनशिप), छात्र विनिमय (एक्सचेंज), क्षेत्र की यात्रा (फिल्ड विजिट) के अवसर में रूचि होते हैं।

- 4 – Regularly  
४. नियमित
- 3 – Often  
३. अक्सर
- 2 – Sometimes  
२. कभी-कभी
- 0 – Never  
०. कभी नहीं  
1(4.2%)

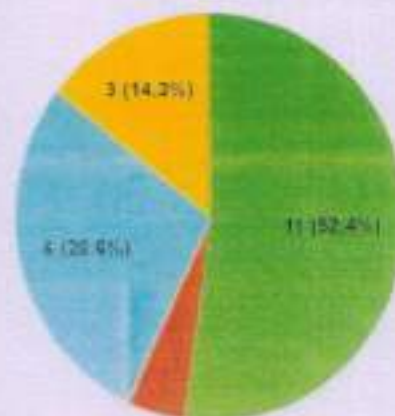


- 54.2% of the students say that the teachers **regularly** take keen interest in their overall development and promote internship, student exchange, take them for field visit and keep providing them various opportunities for career development.
- 25.0% of the students say that teachers **often** take keen interest in their overall development and promote internship, student exchange, take them for field visit and keep providing them various opportunities for career development.

8. The teaching and mentoring process in your institution facilitates you in cognitive, social and emotional growth.

८. आपके संस्थान में शिक्षण और सलाह प्रक्रिया आपको संज्ञानात्मक, सामाजिक और भावनात्मक विकास में सुविधा प्रदान करता है।

- 4 – Significantly  
४. काफी महत्वपूर्ण
- 1 – Marginally  
१. मामूली 1(4.3%)
- 3 – Very well  
३ बहुत अच्छा
- 2 – Moderately  
२. मध्यम



- 52.4% of the students say that the teachers and institution facilitate their cognitive, social and emotional growth through various social and educational initiatives **significantly**.
- 28.6% of the students say that the teachers and institution facilitate their cognitive, social and emotional growth through various social and educational initiatives **very well**.

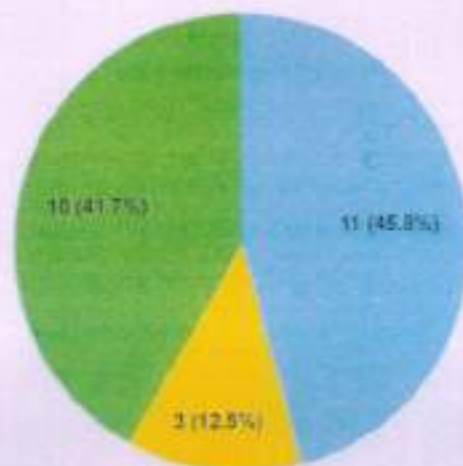




9. The institution provides multiple opportunities to learn and grow.

९. संस्थान सीखने और बढ़ने के लिए विभिन्न अवसर प्रदान करता है

- 3 – Agree  
३. सहमत
- 2 – Neutral  
२. तटस्थ
- 4 – Strongly agree  
४. दृढ़तापूर्वक सहमत

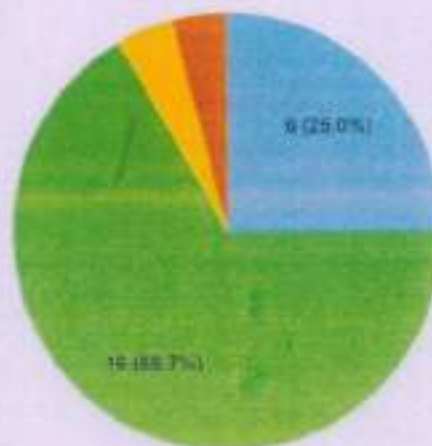


- 45.8% students **strongly agree** that the institution provide multiple opportunities to learn and grow.
- 41.7% students **agree** that the institution provide multiple opportunities to learn and grow.

10. Teachers inform you about your expected competencies, course outcomes and programme outcomes.

१०. शिक्षकों ने आपको अपेक्षित दक्षताओं, पाठ्यक्रम के परिणामों और कार्यक्रम के परिणामों के बारे में सूचित किया है

- 3 – Usually  
३. आमतौर पर
- 4 – Every time  
४. हमेशा
- 2 – Occasionally  
Sometimes  
२. कभी न कभी /  
कभी कभी 1(4.2%)
- 1 – Rarely  
१. बहुत कम  
1(4.2%)

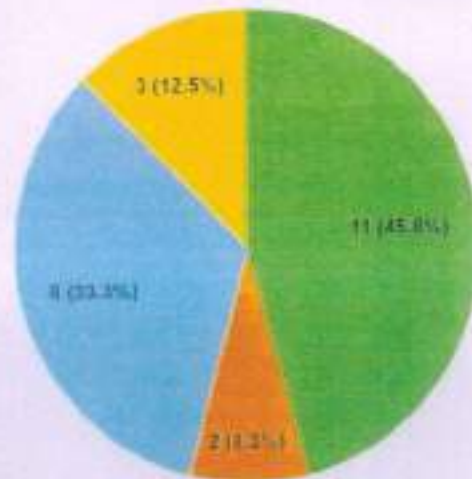


- 66.7% students say that teachers inform them about the expected competencies, course outcomes and program outcomes **every time**.

11. Your mentor does a necessary follow-up with an assigned task to you.

११. आपके गुरु आपके लिए एक नियत कार्य के साथ एक आवश्यक अनुवर्ती कार्रवाई कराता हैं

- 4 – Every time  
४. हमेशा
- 1 – Rarely  
१. बहुत कम
- 3 – Usually  
३. आमतौर पर
- 2 – Occasionally  
(Sometimes)  
२. कभी नु कभी /  
कभी कभी

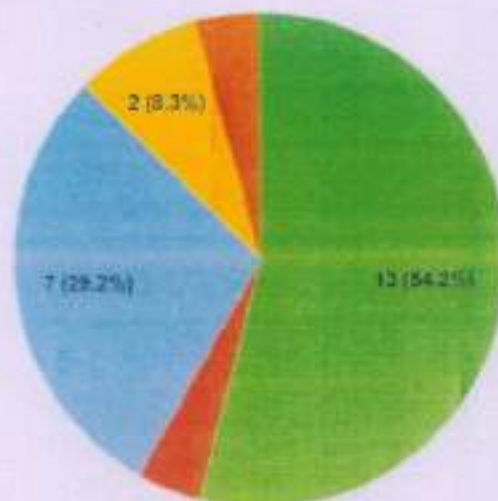


45.8% students state that mentors give necessary follow up **every time** after the task is assigned. 33.3% say that mentors **usually** give necessary follow up after the task is assigned.

12. The teachers illustrate the concepts through examples and applications.

१२. शिक्षक उदाहरणों और अनुप्रयोगों के माध्यम से अवधारणाओं को दर्शाते हैं

- 4 – Every time  
४. हमेशा
- 0 – Never  
०. कभी नहीं
- 3 – Usually  
३. आमतौर पर
- 2 – Occasionally  
(Sometimes)  
२. कभी नु कभी /  
कभी कभी
- 1 – Rarely  
१. बहुत कम  
1(4.2%)

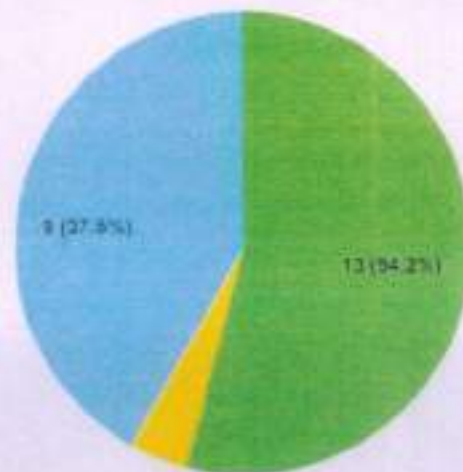


54.2% students say that teachers illustrate the concept through example **every time**. 29.2% state that teachers **usually** illustrate the concept through examples.

13. The teachers identify your strengths and encourage you with providing right level of challenges.

१३. शिक्षक आपकी ताकत की पहचान करते हैं और आपको चुनौतियों के सही स्तर प्रदान करने के साथ प्रोत्साहित करते हैं

- 4 - Fully  
५. पूर्ण रूप से
- 1 - Slightly  
१. थोड़ा थोड़ा  
1(4.2%)
- 3 - Reasonably  
३. पर्याप्त
- 2 - Partially  
२. आंशिक रूप से  
1(4.2%)

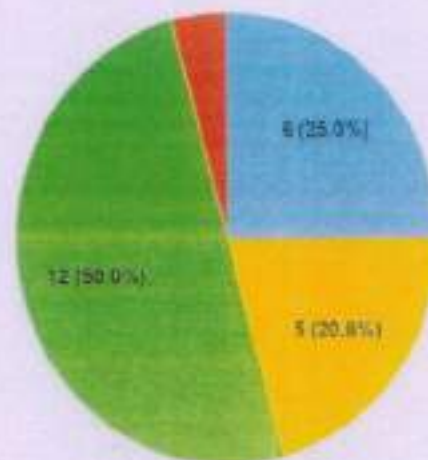


54.2% state that the teachers **fully** identify their strengths and encourages them with right level of challenges.  
37.5% state that teaches **reasonably** identify their strengths and provide them with right level of challenges.

14. Teachers are able to identify your weaknesses and help you to overcome them.

१४. आपके शिक्षक आपकी कमजोरियों की पहचान करने में समर्थ हैं और आप उनको दूर करने में सहायता करते हैं

- 3 - Usually  
३. आमतौर पर
- 2 - Occasionally/Sometimes  
२. कभी न कभी / कभी कभी
- 4 - Every time  
५. हमेशा
- 0 - Never  
०. कभी नहीं 1(4.2%)

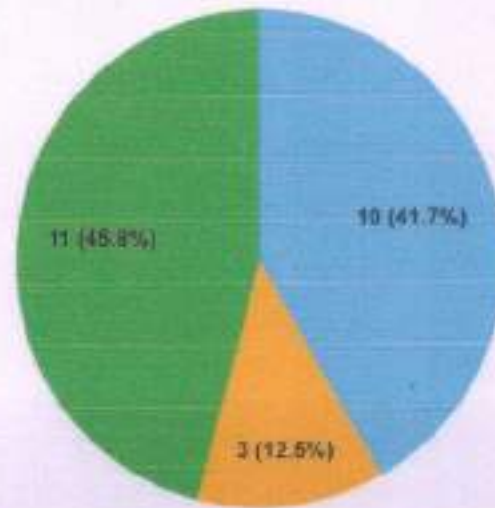


50% students say that teachers identify their weakness and help to overcome them **every time**  
25% say that teachers **usually** identify their weakness and help to overcome them.

15. The institution makes effort to engage students in the monitoring, review and continuous quality improvement of the teaching learning process.

१५. संस्थान शिक्षण – शिक्षा प्रक्रिया की निगरानी, समीक्षा और निरंतर गुणवत्ता सुधार में छात्रों को संलग्न करने का प्रयास करता है

- 3 – Agree  
३. सहमत
- 2 – Neutral  
२. तटस्थ
- 4 – Strongly agree  
४. दृढ़तापूर्वक सहमत



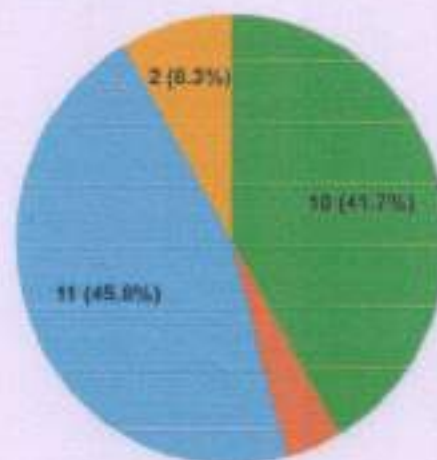
45.8% students **strongly agree** that institution makes efforts to engage students in monitoring review and continuous quality improvement.

41.7% students **agree** that institution makes efforts to engage students in monitoring review and continuous quality improvement.

16. The institute/ teachers use student centric methods, such as experiential learning, participative learning and problem solving methodologies for enhancing learning experiences.

१६. संस्थान / शिक्षक छात्र केंद्रित पध्दतियों का प्रयोग करते हैं, जैसे कि अनुभवात्मक शिक्षा, सहभागी शिक्षा और सीखने के अनुभव को बढ़ाने के लिए समस्या सुलझाने के तरीके

- 4 – To a great extent  
४. काफी हद तक
- 1 – Very little  
१. बहुत कम 1(4.2%)
- 3 – Moderate  
३. मध्यम
- 2 – Some what  
२. कुछ हद तक



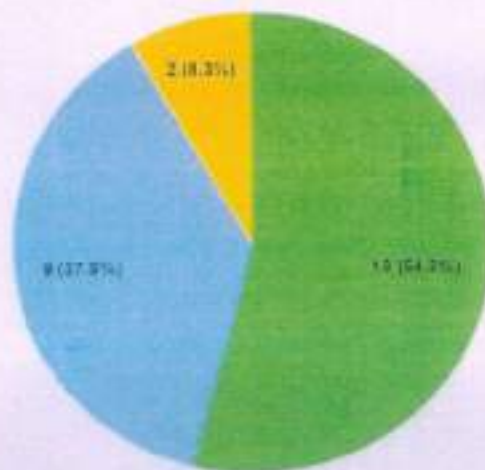
41.7% of the students state that the institution and teachers use student centric methods such as experiential learning and participative learning problem solving techniques for enhancing the learning experience of the students **to great extent**. 45.8% state that institution and teachers use student centric method **moderately**



17. Teachers encourage you to participate in extracurricular activities.

१७. शिक्षक आपको अतिरिक्त गतिविधियों में भाग लेने के लिए प्रोत्साहित करते हैं

- 4 – Strongly agree  
४. दृढ़तापूर्वक सहमत
- 3 – Agree  
३. सहमत
- 2 – Neutral  
२. तटस्थ

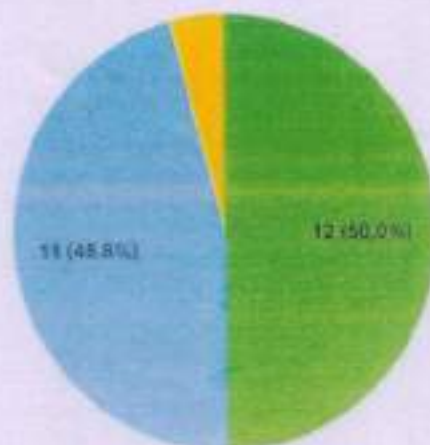


- 54.2% of the students strongly agree and 37.5% agree that teachers encourage them to participate in extracurricular activities

18. Efforts are made by the institute/ teachers to inculcate soft skills, life skills and employability skills to make you ready for the world of work.

१८. संस्थान / शिक्षकों द्वारा रोजगार की दुनिया के लिए तैयार करने के लिए व्यवहार कौशल (साफ्ट कौशल), जीवन कौशल और रोजगार योग्यता कौशल का आकलन करने या समझाने का प्रयास हुआ है

- 4 – To a great extent  
४. काफी हद तक
- 3 – Moderate  
३. मध्यम
- 2 – Some what  
२. कुछ हद तक 1(4.2%)



- 50.0% of the students state that the institution and the faculty members place emphasis in inculcating soft skills, life skills and employability skills to make them work ready to a great extent



19. What percentage of teachers use ICT tools such as LCD projector, Multimedia, etc. while teaching.

१९. सीखाने के समय कितने शिक्षकों का प्रतिशत एलसीडी प्रक्षेपक (प्रोजेक्टर), मल्टीमीडिया इत्यादी जैसे सूचना एवं संप्रबंधन तकनीक (आईसीटी) का उपयोग करते हैं

- 1 - 70 - 89%  
१. ७० से ८९% तक
- 0 - Below 29%  
०. २९% से कम
- 2 - 50 - 69%  
२. ५० से ६९% तक
- 4 - Above 90%  
४. ९०% से ज्यादा
- 1 - 30 - 49%  
१. ३० से ४९% तक

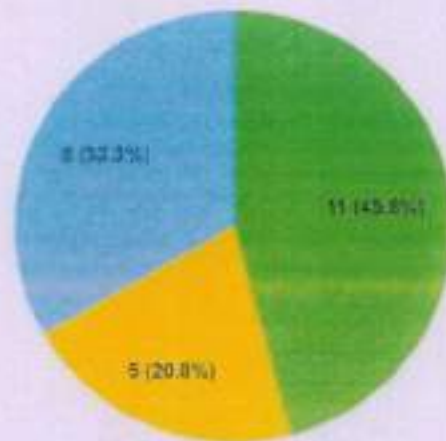


52.2% of the students state that **more than 50% teachers** use ICT tools such as projector, multimedia, etc while teaching

20. The overall quality of teaching-learning process in your institute is very good.

२०. आपके संस्थान में शिक्षा- शिक्षण प्रक्रिया की समग्र गुणवत्ता बहुत अच्छी है

- 4 - Strongly agree  
४. दृढ़तापूर्वक सहमत
- 2 - Neutral  
२. तटस्थ
- 3 - Agree  
३. सहमत



45.8% of the students **strongly agree**; 33.3% **agree** that the overall quality of teaching learning process in our institute is very good.

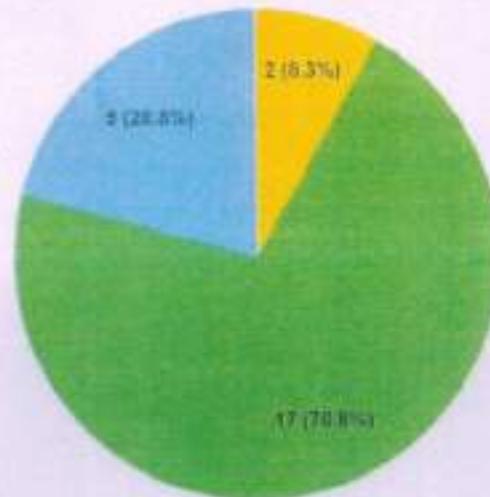


FYBA 2022-2023

1. How much of the syllabus was covered in the class?

१. कक्षा में कितने पाठ्यक्रम (सिलेबस) कवर किया गया था।

- 2 - 55 to 69%  
२. ५५ से ६९% तक
- 4 - 85 to 100%  
४. ८५ से १००% तक
- 3 - 70 to 84%  
३. ७० से ८४% तक

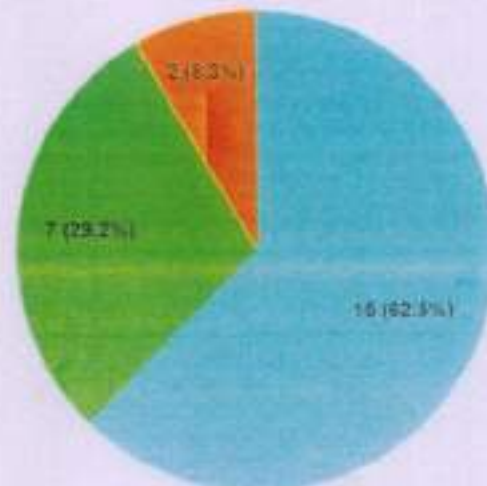


- 70.8% of the students state that teachers cover more than 85% of the syllabus in the Class.

2. How well did the teachers prepare for the classes?

२. कक्षाओं के लिए शिक्षक ने कितनी अच्छी तरह से तैयार किया है?

- 4 - Thoroughly  
४. सारांपार / सर्वथा
- 3 - Satisfactorily  
३. सारांपरजनक
- 1 - Indifferently  
१. उदासीनता से



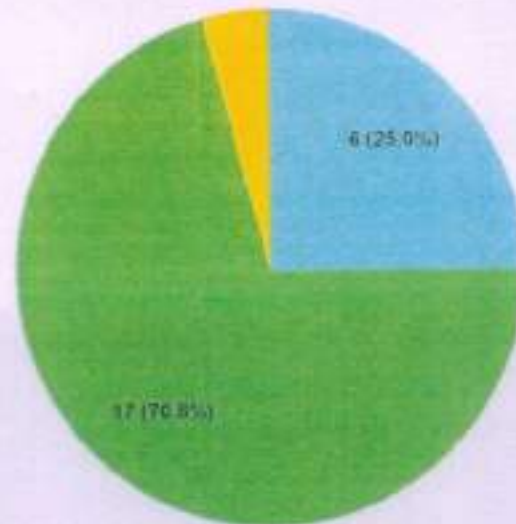
- 62.5% of the students state that teachers prepare for the class **thoroughly**
- 29.2% say that they are **satisfied** by teaching efforts



3. How well were the teachers able to communicate?

३. शिक्षक संवाद करने में कितने सक्षम है।

- 2 - Sometimes effective  
३. कभी - कभी प्रभावात्मक
- 4 - Always effective  
४. हमेशा प्रभावात्मक
- 2 - Just satisfactorily  
२. केवल सतोषजनक  
1 (4.2%)

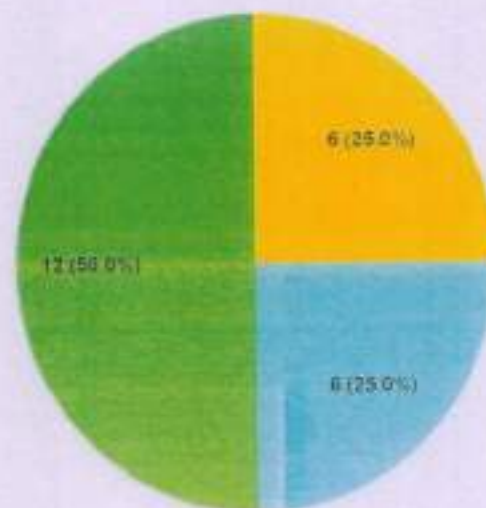


- 70.8% of the students say that the teachers are **always effective** in communication.

4. The teacher's approach to teaching can best be described as

४. शिक्षण दृष्टिकोण से शिक्षकों को सबसे अच्छा बताया जा सकता है

- 2 - Good  
२. उत्तम
- 3 - Very good  
३. बहुत अच्छा
- 4 - Excellent  
४. उत्कृष्ट



- 50% of the students say that the teachers are **excellent** in their approach towards them.
- 25% state that the teachers are **very good** in their approach towards them.

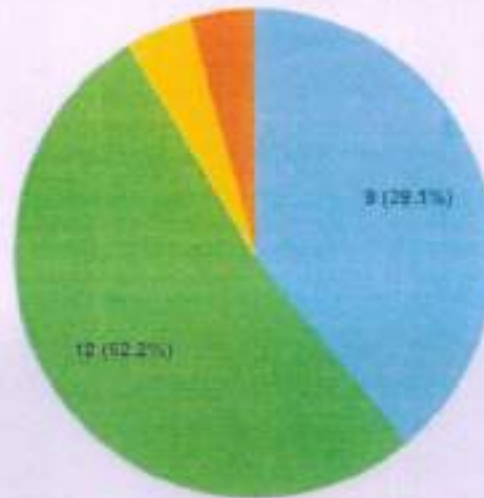




5. Fairness of the internal evaluation process by the teachers.

५. शिक्षकों द्वारा आंतरिक मूल्यांकन प्रक्रिया की निष्पक्षता

- 3 - Usually fair  
३. आमतौर पर निष्पक्ष
- 4 - Always fair  
४. हमेशा निष्पक्ष
- 2 - Sometimes unfair  
२. कभी-कभी अनुचित  
1(4.3%)
- 1 - Usually unfair  
१. आमतौर पर अनुचित  
1(4.3%)

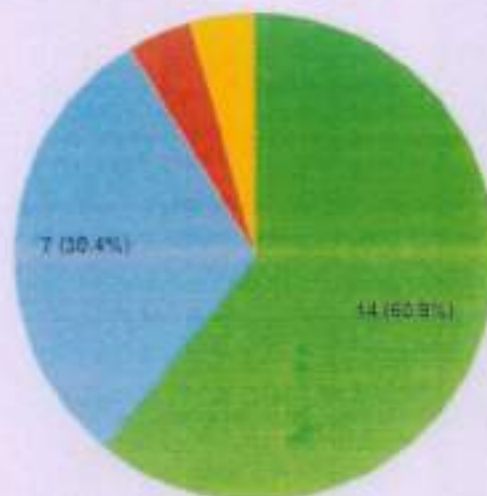


- 52.2% of the students state that the teachers are **always fair** in the Evaluation Process.
- 39.1% state that the teachers are **usually fair** in the Evaluation Process.

6. Was your performance in assignments discussed with you?

६. कार्य में अपने प्रदर्शन आपके साथ चर्चा की गई थी

- 4 - Every time  
४. हर बार
- 3 - Usually  
३. आमतौर पर
- 0 - Never  
०. कभी नहीं 1(4.3%)
- 2 - Occasionally/Sometimes  
२. कभी-ब. कभी-कभी 1(4.3%)



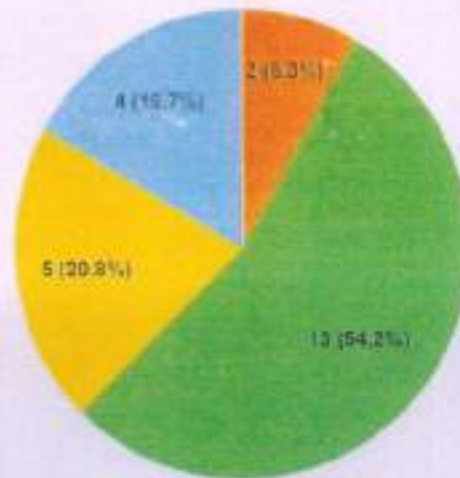
- 60.9% of the students say that the teachers discuss their assignment evaluation with them **Everytime**.



7. The institute takes active interest in promoting internship, student exchange, field visit opportunities for students.

७. आपके संस्थान प्रशिक्षण (इंटरनशिप), छात्र विनिमय (एक्सचेंज), क्षेत्र की यात्रा (फिल्ड विजिट) के अवसर में रूचि होते हैं।

- 1 – Rarely  
१. दुर्लभ
- 4 – Regularly  
४. नियमित
- 2 – Sometimes  
२. कभी-कभी
- 3 – Often  
३. अक्सर

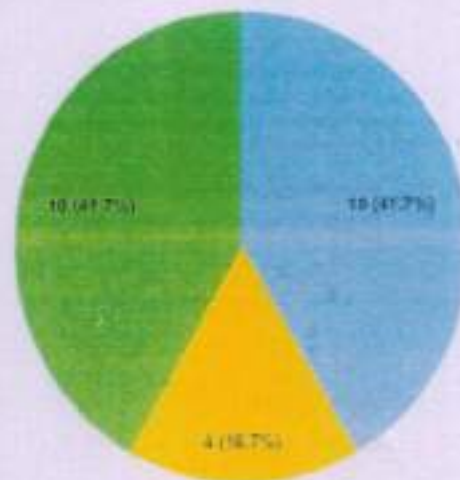


- 54.2% of the students say that the teachers take keen interest in their overall development and promote internship, student exchange, take them for field visit and keep providing them various opportunities for career development **regularly**.

8. The teaching and mentoring process in your institution facilitates you in cognitive, social and emotional growth.

८. आपके संस्थान में शिक्षण और सलाह प्रक्रिया आपको संज्ञानात्मक, सामाजिक और भावनात्मक विकास में सुविधा प्रदान करता है।

- 3 – Very well  
३. बहुत अच्छा
- 2 – Moderately  
२. मध्यम
- 4 – Significantly  
४. काफी महत्वपूर्ण

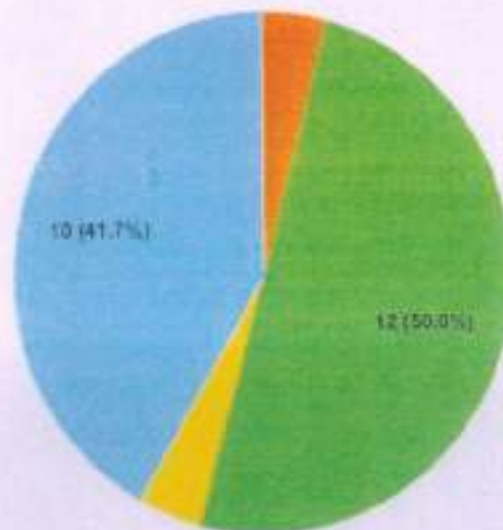


- 41.7% of the students say that the teachers and institution facilitate their cognitive, social and emotional growth through various social and educational initiatives **very well**.

9. The institution provides multiple opportunities to learn and grow.

९. संस्थान सीखने और बढ़ने के लिए विभिन्न अवसर प्रदान करता है

- 1 - Disagree  
१. असमत (4.2%)
- 4 - Strongly agree  
४. दृढ़तापूर्वक सहमत
- 2 - Neutral  
२. नटस्य (4.2%)
- 3 - Agree  
३. सहमत

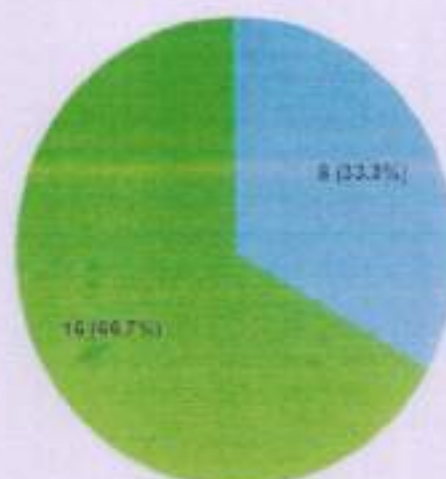


- 50.0% of the students **strongly agree** whereas 41.7% of the students **agree** that institution provides multiple opportunities to learn and grow

10. Teachers inform you about your expected competencies, course outcomes and programme outcomes.

१०. शिक्षकों ने आपको अपेक्षित दक्षताओं, पाठ्यक्रम के परिणामों और कार्यक्रम के परिणामों के बारे में सूचित किया है

- 3 - Usually  
३. आमतौर पर
- 4 - Every time  
४. हमेशा

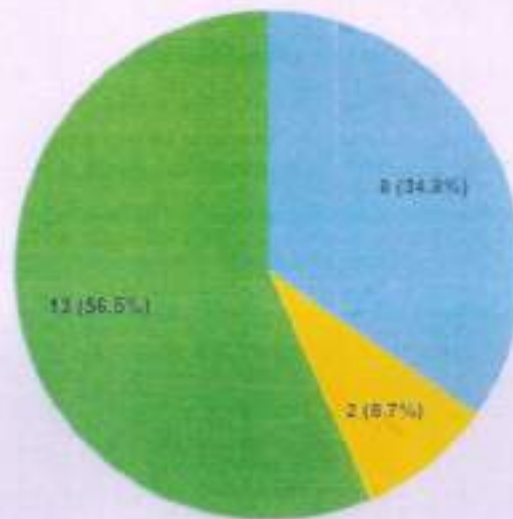


- 66.7% of the students **agree** that the teachers inform them about the course and programme outcomes and instill the competencies expected out of courses.

11. Your mentor does a necessary follow-up with an assigned task to you.

११. आपके गुरु आपके लिए एक नियत कार्य के साथ एक आवश्यक अनुवर्ती कार्रवाई कराता हैं

- 1 - Usually  
१. आमतौर पर
- 2 - Occasionally  
(Sometimes)  
२. कभी नु कभी /  
कभी कभी
- 4 - Every time  
४. हमेशा

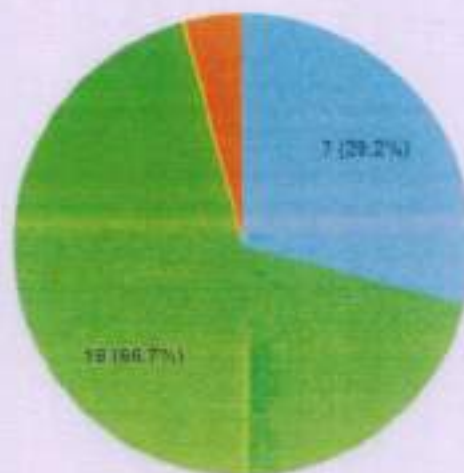


- 56.5% of the students agree that the mentors take continuous follow up of the tasks assigned to them every time.

12. The teachers illustrate the concepts through examples and applications.

१२. शिक्षक उदाहरणों और अनुप्रयोगों के माध्यम से अवधारणाओं को दर्शाते हैं

- 2 - Usually  
२. आमतौर पर
- 4 - Every time  
४. हमेशा
- 1 - Rarely  
१. बहुत कम  
1(4.2%)

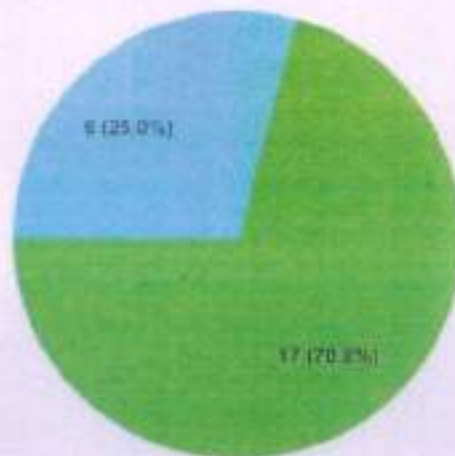


- 66.7% of the students agree that the teachers illustrate the concepts through proper examples and also state application of the learned theories in day to day world everytime.

13. The teachers identify your strengths and encourage you with providing right level of challenges.

१३. शिक्षक आपकी ताकत की पहचान करते हैं और आपको चुनौतियों के सही स्तर प्रदान करने के साथ प्रोत्साहित करते हैं

- 2 – Partially  
२. आंशिक रूप से 1(4.2%)
- 4 – Fully  
४. पूर्ण रूप से
- 3 – Reasonably  
३. पर्याप्त

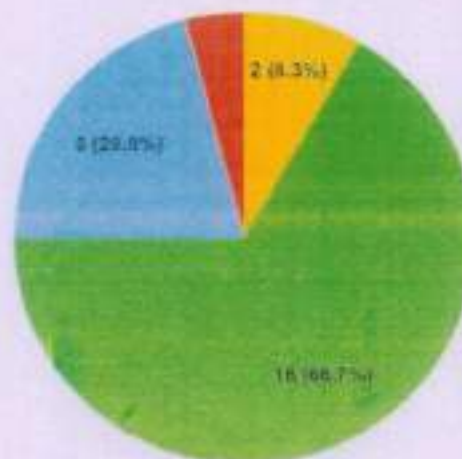


- 70.8% of the students agree that the teachers **fully** illustrate the concepts through proper examples and also state application of the learned theories in day to day world.

14. Teachers are able to identify your weaknesses and help you to overcome them.

१४. आपके शिक्षक आपकी कमजोरियों की पहचान करने में समर्थ हैं और आप उनको दूर करने में सहायता करते हैं

- 2 – Occasionally/Sometimes  
२. कभी न कभी / कभी कभी
- 4 – Every time  
४. हमेशा
- 3 – Usually  
३. आमतौर पर
- 0 – Never  
०. कभी नहीं 1(4.2%)

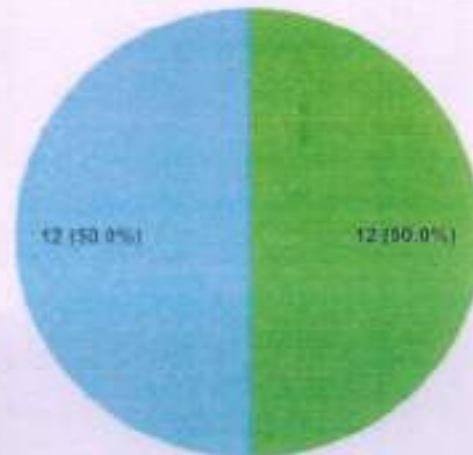


- 66.7% of the students agree that the teachers illustrate the concepts **every time** through proper examples and also state application of the learned theories in day to day world 29.8% state that the teachers illustrate the concept **usually**.

15. The institution makes effort to engage students in the monitoring, review and continuous quality improvement of the teaching learning process.

१५. संस्थान शिक्षण - शिक्षा प्रक्रिया की निगरानी, समीक्षा और निरंतर गुणवत्ता सुधार में छात्रों को संलग्न करने का प्रयास करता है

- 4 - Strongly agree  
४. दृढ़तापूर्वक सहमत
- 3 - Agree  
३. सहमत

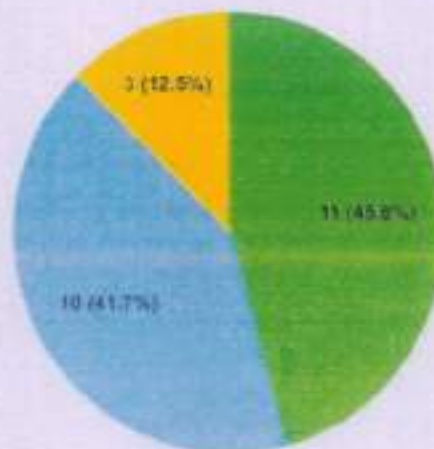


50.0% of the students **strongly agree** whereas 50.0% **agree** that the institution makes efforts to engage students in the monitoring, review and continuous quality improvement of the teaching learning process

16. The institute/ teachers use student centric methods, such as experiential learning, participative learning and problem solving methodologies for enhancing learning experiences.

१६. संस्थान / शिक्षक छात्र केंद्रित पद्धतियों का प्रयोग करते हैं, जैसे कि अनुभवात्मक शिक्षा, सहभागी शिक्षा और सीखने के अनुभव को बढ़ाने के लिए समस्या सुलझाने के तरीके

- 4 - To a great extent  
४. काफी इत तक
- 1 - Moderate  
१. मध्यम
- 2 - Some what  
२. कुछ इत तक

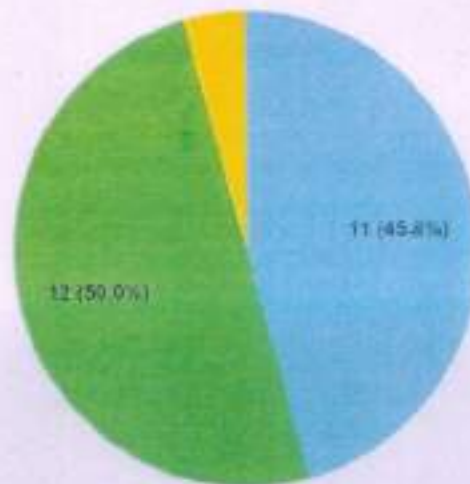


- 45.8% of the students state that the institution and teachers use student centric methods such as experiential learning and participative learning problem-solving techniques for enhancing the learning experience of the students **to great extent**. 41.7% state that institution and teachers use student centric method **moderately**.

17. Teachers encourage you to participate in extracurricular activities.

१७. शिक्षक आपको अतिरिक्त गतिविधियों में भाग लेने के लिए प्रोत्साहित करते हैं

- 3 – Agree  
३. सहमत
- 4 – Strongly agree  
४. दृढ़तापूर्वक सहमत
- 2 – Neutral  
२. सटसट  
1(4.2%)

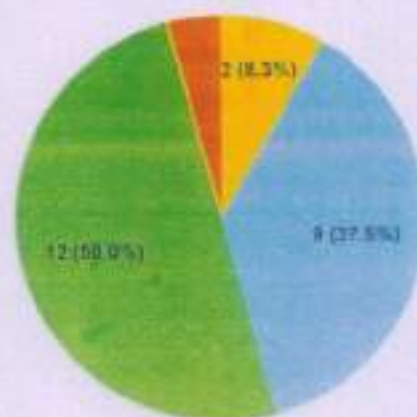


- 50.0% of the students strongly agree and 45.8% agree that teachers encourage them to participate in extracurricular activities.

18. Efforts are made by the institute/ teachers to inculcate soft skills, life skills and employability skills to make you ready for the world of work.

१८. संस्थान / शिक्षकों द्वारा रोजगार की दुनिया के लिए तैयार करने के लिए व्यवहार कौशल (साफ्ट कोशल), जीवन कौशल और रोजगार योग्यता कौशल का आकलन करने या समझाने का प्रयास हुआ है

- 2 – Some what  
२. कुछ हद तक
- 3 – Moderate  
३. मध्यम
- 4 – To a great extent  
४. काफी हद तक
- 1 – Very little  
१. बहुत कम 1(4.2%)

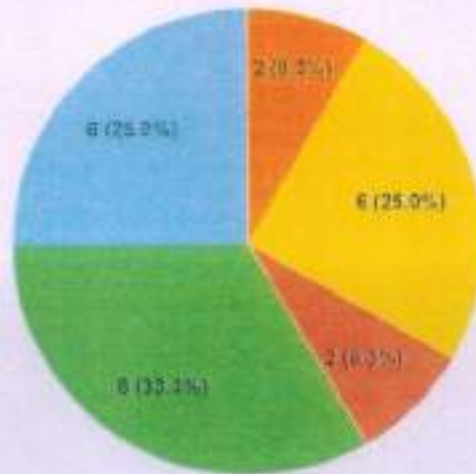


- 50.0% of the students state that the institution and the faculty members place a great emphasis in inculcating soft skills, life skills and employability skills to make them work ready.

19. What percentage of teachers use ICT tools such as LCD projector, Multimedia, etc. while teaching.

१९. सीखाने के समय कितने शिक्षकों का प्रतिशत एलसीडी प्रक्षेपक (प्रोजेक्टर), मल्टीमीडिया इत्यादी जैसे सूचना एवं संप्रेषण तकनीक (आईसीटी) का उपयोग करते हैं

- 1 - 30 - 49%  
1. 30 से 49% तक
- 2 - 50 - 69%  
2. 50 से 69% तक
- 3 - Below 20%  
3. 20% से कम
- 4 - Above 90%  
4. 90% से ज्यादा
- 5 - 70 - 89%  
5. 70 से 89% तक

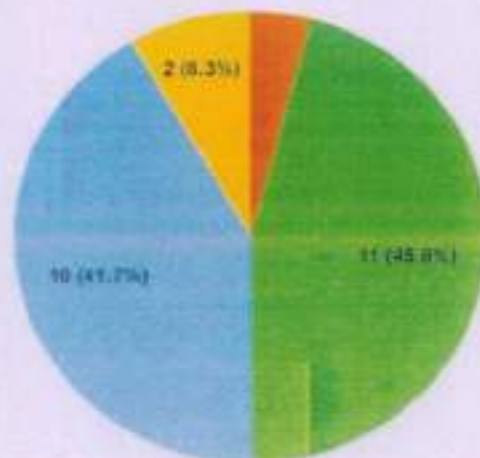


33.3% of the students say that teachers use ICT tool more than 89% while teaching.

20. The overall quality of teaching-learning process in your institute is very good.

२०. आपके संस्थान में शिक्षा- शिक्षण प्रक्रिया की समग्र गुणवत्ता बहुत अच्छी है

- 1 - Disagree  
1. असमर्थ 1 (4.2%)
- 4 - Strongly agree  
4. दृढ़तापूर्वक सहमत
- 3 - Agree  
3. सहमत
- 2 - Neutral  
2. तटस्थ



45.8% students strongly agree with the overall teaching process is very good.  
41.7% students agree with the overall teaching quality



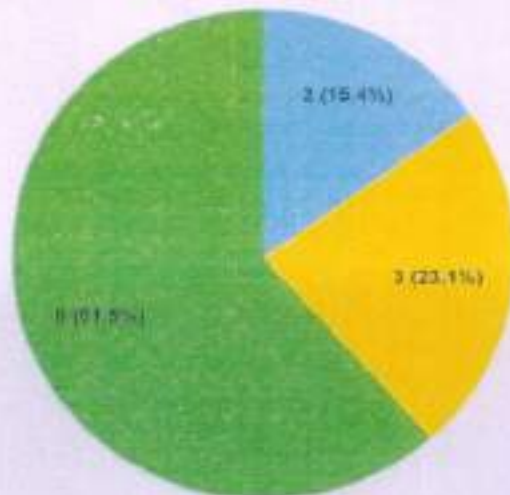


SYBA 2022-2023

1. How much of the syllabus was covered in the class?

१. कक्षा में कितने पाठ्यक्रम (सिलेबस) कवर किया गया था।

- 3 - 70 to 84%  
3. ७० से ८४% तक
- 2 - 55 to 69%  
2. ५५ से ६९% तक
- 4 - 85 to 100%  
4. ८५ से १००% तक

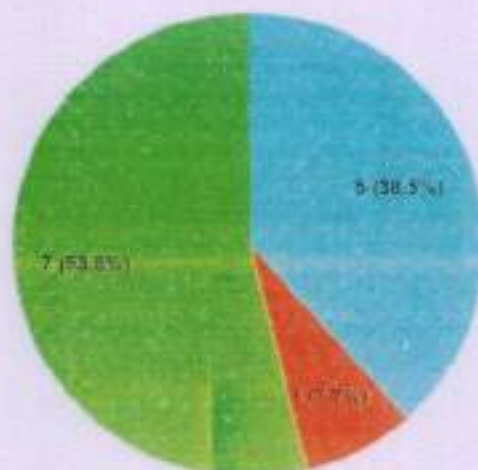


- 61.5% of the students state that teachers cover **more than 85%** of the syllabus in the Class.

2. How well did the teachers prepare for the classes?

२. कक्षाओं के लिए शिक्षक ने कितनी अच्छी तरह से तैयार किया है?

- 4 - Thoroughly  
4. संपूर्णतः संतुष्ट
- 2 - Poorly  
2. बहुत खराब
- 3 - Satisfactorily  
3. संतोषजनक



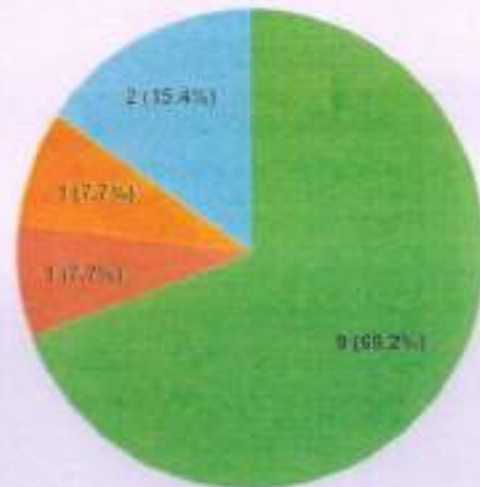
- 38.5% of the students state that teachers prepare for the class **thoroughly**.
- 53.8% say that they are **satisfied** by teaching efforts.



3. How well were the teachers able to communicate?

३. शिक्षक संवाद करने में कितने सक्षम हैं।

- 4 – Always effective  
४. हमेशा प्रभावात्मक
- 0 – Very poor communication  
०. बहुत खराब साधार
- 1 – Generally ineffective  
१. आमतौर पर अप्रभावी
- 3 – Sometimes effective  
३. कभी-कभी प्रभावात्मक

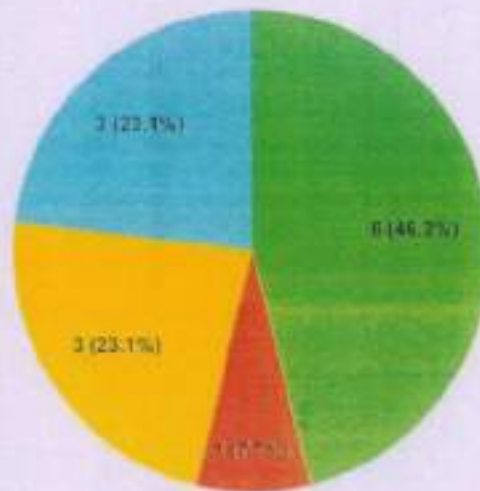


69.2% students state that the teachers are **always** able to communicate.

4. The teacher's approach to teaching can best be described as

४. शिक्षण दृष्टिकोण से शिक्षकों को सबसे अच्छा बताया जा सकता है

- 4 – Excellent  
४. उत्कृष्ट
- 0 – Poor  
०. घटिया
- 2 – Good  
२. उत्तम
- 3 – Very good  
३. बहुत अच्छा

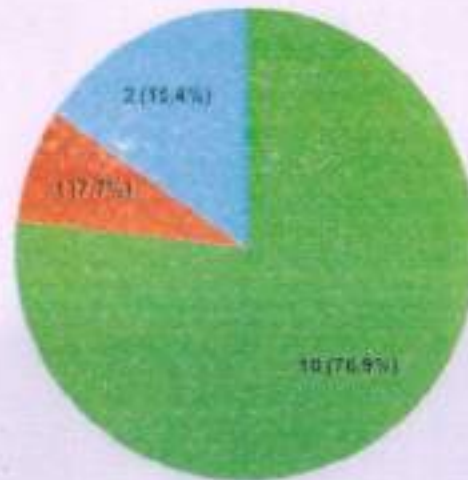


- 46.2% of the students say that the teachers are **excellent** in their approach towards them.
- 23.1% state that the teachers are **very good** in their approach towards them.

5. Fairness of the internal evaluation process by the teachers.

५. शिक्षकों द्वारा आंतरिक मूल्यांकन प्रक्रिया की निष्पक्षता

- 4 - Always fair  
४. हमेशा निष्पक्ष
- 0 - Unfair  
०. अन्याय
- 3 - Usually fair  
३. आमतौर पर निष्पक्ष

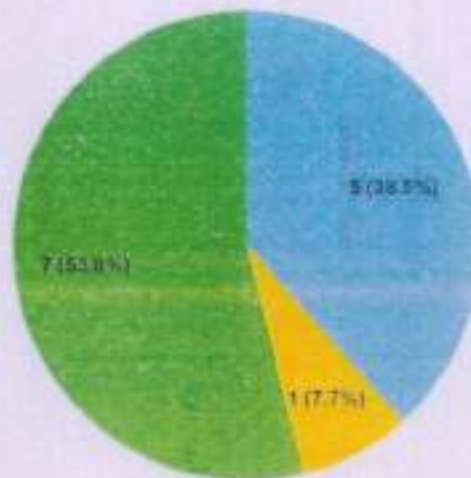


- 76.9% of the students state that the teachers are **always fair** in the Evaluation Process.
- 15.4% state that the teachers are **usually fair** in the Evaluation Process.

6. Was your performance in assignments discussed with you?

६. कार्य में अपने प्रदर्शन आपके साथ चर्चा की गई थी

- 3 - Usually  
३. आमतौर पर
- 2 - Occasionally / Sometimes  
२. कभी-कभी / कभी-कभी
- 4 - Every time  
४. हर बार

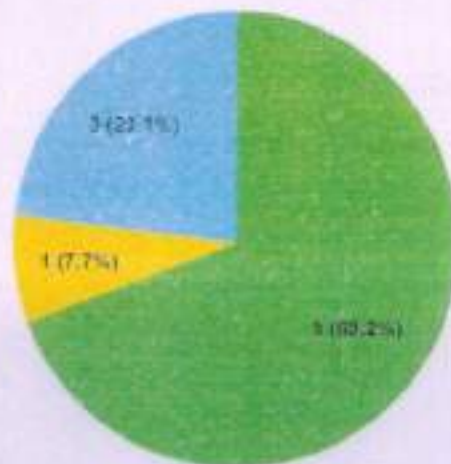


- 38.5% of the students say that the teachers discuss their assignment evaluation with them **Everytime**.

7. The institute takes active interest in promoting internship, student exchange, field visit opportunities for students.

७. आपके संस्थान प्रशिक्षण (इंटरनशिप), छात्र विनिमय (एक्सेज), क्षेत्र की यात्रा (फिल्ड विजिट) के अवसर में रूचि होते हैं।

- 4 – Regularly  
५. नियमित
- 2 – Sometimes  
३. कभी-कभी
- 3 – Often  
४. अक्सर

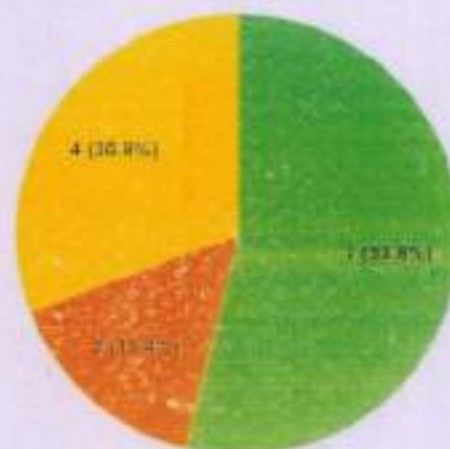


- **69.2%** of the students say that the teachers take keen interest in their overall development and promote internship, student exchange, take them for field visit and keep providing them various opportunities for career development **regularly**.

8. The teaching and mentoring process in your institution facilitates you in cognitive, social and emotional growth.

८. आपके संस्थान में शिक्षण और सलाह प्रक्रिया आपको संज्ञानात्मक, सामाजिक और भावनात्मक विकास में सुविधा प्रदान करता है।

- 4 – Significantly  
५. काफी महत्वपूर्ण
- 1 – Marginally  
१. मामूली
- 3 – Very well  
३. बहुत अच्छा



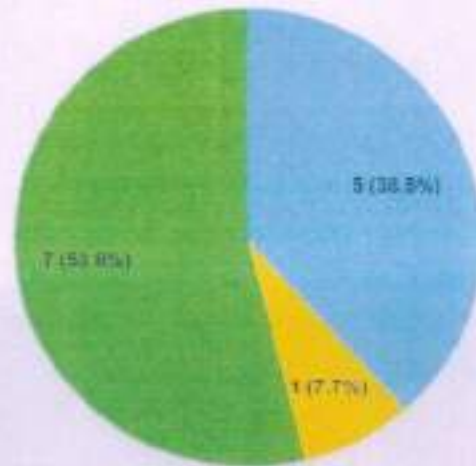
- **53.8%** of the students say that the teachers and institution facilitate their cognitive, social and emotional growth through various social and educational initiatives **significantly**.



9. The institution provides multiple opportunities to learn and grow.

९. संस्थान सीखने और बढ़ने के लिए विभिन्न अवसर प्रदान करता है

- 3 - Agree  
३. सहमत
- 2 - Neutral  
२. तटस्थ
- 4 - Strongly agree  
४. दृढ़तापूर्वक सहमत

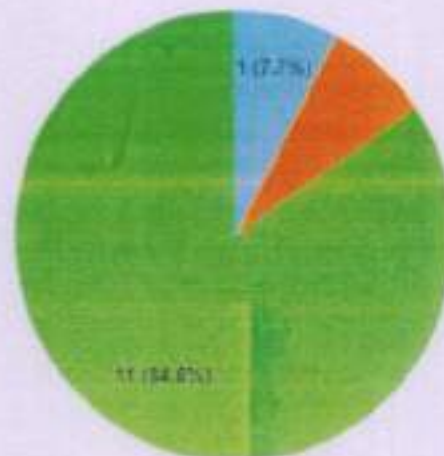


53.8% students **strongly agree**, 38.5% students **agree** that the institution provides multiple opportunities to learn and grow.

10. Teachers inform you about your expected competencies, course outcomes and programme outcomes.

१०. शिक्षकों ने आपको अपेक्षित दक्षताओं, पाठ्यक्रम के परिणामों और कार्यक्रम के परिणामों के बारे में सूचित किया है

- 3 - Usually  
३. आमतौर पर
- 1 - Rarely  
१. बहुत कम  
१(7.7%)
- 4 - Every time  
४. हमेशा

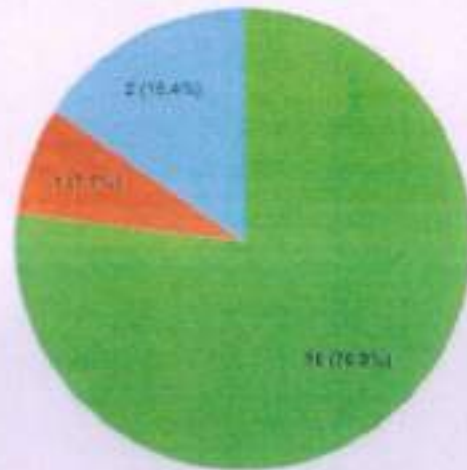


84.6% students state that teachers inform about the expected competencies-course outcomes and program outcomes **everytime**.

11. Your mentor does a necessary follow-up with an assigned task to you.

११. आपके गुरु आपके लिए एक नियत कार्य के साथ एक आवश्यक अनुवर्ती कार्रवाई कराता है

- 4 – Every time  
५. हमेशा
- 0 – I don't have a mentor  
१. मेरा कोई शिक्षक नहीं
- 3 – Usually  
२. आमतौर पर

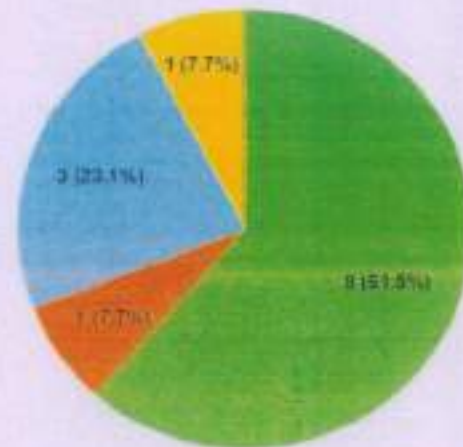


76.9% students' state that teachers **every time** give a necessary follow up with the task assigned

12. The teachers illustrate the concepts through examples and applications.

१२. शिक्षक उदाहरणों और अनुप्रयोगों के माध्यम से अवधारणाओं को दर्शाते हैं

- 4 – Every time  
५. हमेशा
- 1 – Rarely  
१. बहुत कम
- 3 – Usually  
२. आमतौर पर
- 2 – Occasionally/Sometimes  
३. कभी न कभी / कभी कभी

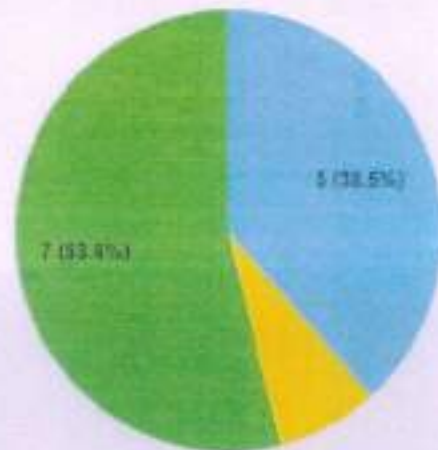


61.5% students say that teachers **every time** illustrate the concept through examples and applications; 23.1% state that they do **usually**.

13. The teachers identify your strengths and encourage you with providing right level of challenges.

१३. शिक्षक आपकी ताकत की पहचान करते हैं और आपको चुनौतियों के सही स्तर प्रदान करने के साथ प्रोत्साहित करते हैं

- 3 - Reasonably  
३. पर्याप्त
- 1 - Slightly  
१. थोड़ा थोड़ा (7.7%)
- 4 - Fully  
४. पूर्ण रूप से



53.8% students state that teachers identify your strengths and encourage you with right level of challenges **fully**.

14. Teachers are able to identify your weaknesses and help you to overcome them.

१४. आपके शिक्षक आपकी कमजोरियों की पहचान करने में समर्थ हैं और आप उनको दूर करने में सहायता करते हैं

- 4 - Every time  
४. हमेशा
- 0 - Never  
०. कभी नहीं
- 3 - Usually  
३. आमतौर पर
- 2 - Occasionally/Sometimes  
२. कभी न कभी / कभी कभी



61.5% students state that teachers identify your weakness and help you to overcome them **everytime**.

15. The institution makes effort to engage students in the monitoring, review and continuous quality improvement of the teaching learning process.

१५. संस्थान शिक्षण - शिक्षा प्रक्रिया की निगरानी, समीक्षा और निरंतर गुणवत्ता सुधार में छात्रों को संलग्न करने का प्रयास करता है

- 3 - Agree  
३. सहमत
- 0 - Strongly disagree  
०. हदतःपूर्वक असहमत
- 4 - Strongly agree  
४. हदतःपूर्वक सहमत

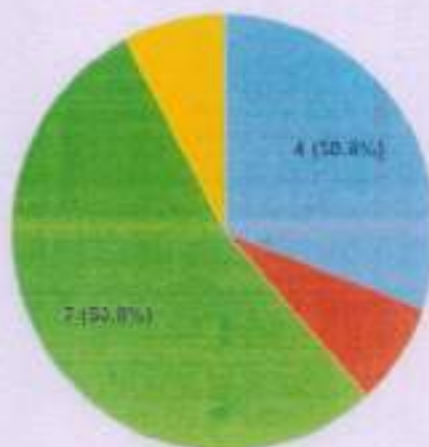


53.8% students agree; 38.5% students strongly agree that the institution make efforts to engage students in the monitoring review and continuous quality improvement of the teaching learning process.

16. The institute/ teachers use student centric methods, such as experiential learning, participative learning and problem solving methodologies for enhancing learning experiences.

१६. संस्थान / शिक्षक छात्र केन्द्रित पध्दतियों का प्रयोग करते हैं, जैसे कि अनुभवात्मक शिक्षा, सहभागी शिक्षा और सीखने के अनुभव को बढ़ाने के लिए समस्या सुलझाने के तरीके

- 3 - Moderate  
३. मध्यम
- 0 - Not at all  
०. बिलकुल नहीं
- 4 - To a great extent  
४. काफी हद तक
- 2 - Some what  
२. कुछ हद तक



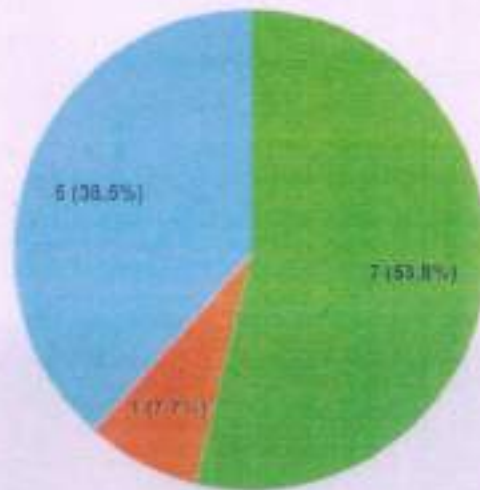
53.8% state that the institute use student centric methods for enhancing learning experience to a great extent.



17. Teachers encourage you to participate in extracurricular activities.

१७. शिक्षक आपको अतिरिक्त गतिविधियों में भाग लेने के लिए प्रोत्साहित करते हैं

- 4 - Strongly agree  
४. दृढ़तापूर्वक सहमत
- 0 - Strongly disagree  
०. दृढ़तापूर्वक असहमत
- 2 - Agree  
२. सहमत

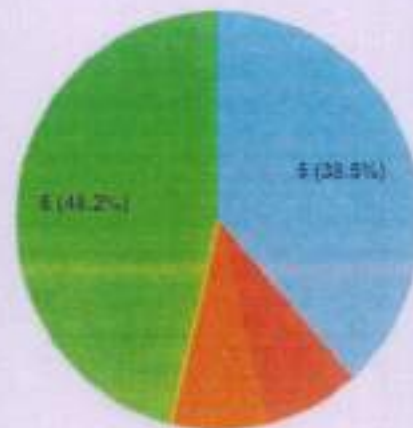


53.8% students strongly agree, 38.5% students agree that teachers encourage students to participate in extracurricular activities

18. Efforts are made by the institute/ teachers to inculcate soft skills, life skills and employability skills to make you ready for the world of work.

१८. संस्थान/ शिक्षकों द्वारा रोजगार की दुनिया के लिए तैयार करने के लिए व्यवहार कौशलता (साफ्ट कौशल), जीवन कौशल और रोजगार योग्यता कौशल का आकलन करने या समझाने का प्रयास हुआ है

- 3 - Moderate  
३. मध्यम
- 0 - Not at all  
०. बिल्कुल नहीं
- 1 - Very little  
१. बहुत कम
- 4 - To a great extent  
४. काफी हद तक



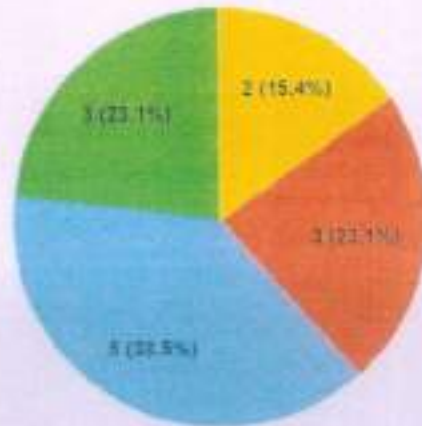
46.2% students state that teachers take efforts to a great extent to inculcate soft skills to make to ready for the world of work.



19. What percentage of teachers use ICT tools such as LCD projector, Multimedia, etc. while teaching.

१९. सीखाने के समय कितने शिक्षकों का प्रतिशत एलसीडी प्रक्षेपक (प्रोजेक्टर), मल्टीमीडिया इत्यादी जैसे सूचना एवं संप्रेषण तकनीक (आईसीटी) का उपयोग करते हैं

- 2 – 50 – 69%  
२. ५० से ६९% तक
- 0 – Below 29%  
०. २९% से कम
- 3 – 70 – 89%  
३. ७० से ८९% तक
- 4 – Above 90%  
४. ९०% से ज्यादा

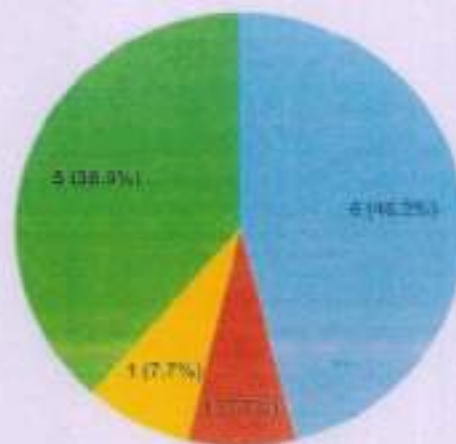


61.6% say that teachers use ICT tools for more than 70% while teaching.

20. The overall quality of teaching-learning process in your institute is very good.

२०. आपके संस्थान में शिक्षा- शिक्षण प्रक्रिया की समग्र गुणवत्ता बहुत अच्छी है

- 3 – Agree  
३. सहमत
- 0 – Strongly disagree  
०. हृदयपूर्वक असहमत
- 2 – Neutral  
२. तटस्थ
- 4 – Strongly agree  
४. हृदयपूर्वक सहमत



46.2% students agree, 38.5% students strongly agree with the overall learning process of the institute

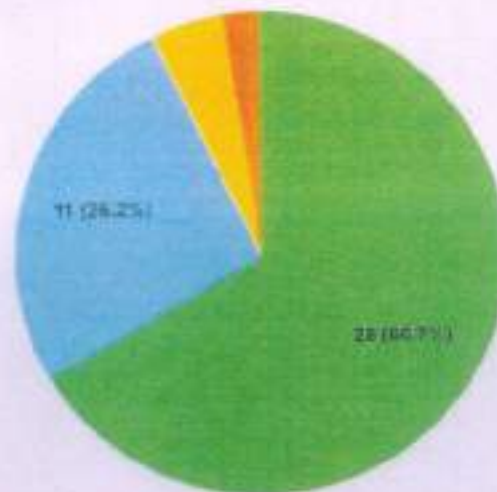


TYBA 2022-2023

1. How much of the syllabus was covered in the class?

१. कक्षा में कितने पाठ्यक्रम (सिलेबस) कवर किया गया था।

- 4 - 85 to 100%  
४. ८५ से १००% तक
- 3 - 70 to 84%  
३. ७० से ८४% तक
- 2 - 55 to 69%  
२. ५५ से ६९% तक  
(4.8%)
- 1 - 30 to 54%  
१. ३० से ५४% तक  
(2.4%)

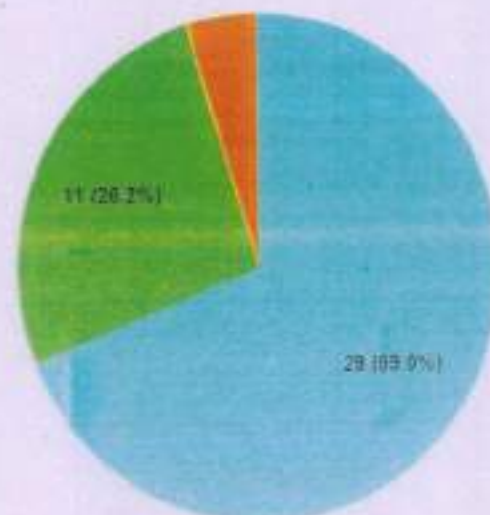


- 66.7% of the students state that teachers cover **more than 85% of the syllabus** in the Class

2. How well did the teachers prepare for the classes?

२. कक्षाओं के लिए शिक्षक ने कितनी अच्छी तरह से तैयार किया है?

- 4 - Thoroughly  
४. सातोषाग / सर्वथा
- 3 - Satisfactorily  
३. सतोषजनक
- 1 - Indifferently  
१. उदासीनता से (4.8%)

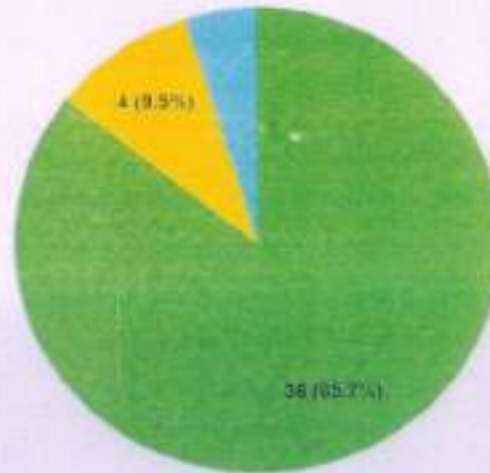


- 69.0% of the students state that teachers prepare for the class **thoroughly**.
- 26.2% say that they are **satisfied** by teaching efforts

3. How well were the teachers able to communicate?

३. शिक्षक संवाद करने में कितने सक्षम है।

- 4 – Always effective  
४. हमेशा प्रभावी/सक्षम
- 2 – Just satisfactorily  
२. केवल संतोषजनक
- 3 – Sometimes effective  
३. कभी-कभी प्रभावी/सक्षम



- 85.7% of the students say that the teachers are **always effective** in communication.

4. The teacher's approach to teaching can best be described as

४. शिक्षण दृष्टिकोण से शिक्षकों को सबसे अच्छा बताया जा सकता है

- 4- Excellent  
४. उत्कृष्ट
- 3 – Very good  
३. बहुत अच्छा
- 2 – Good  
२. उत्तम



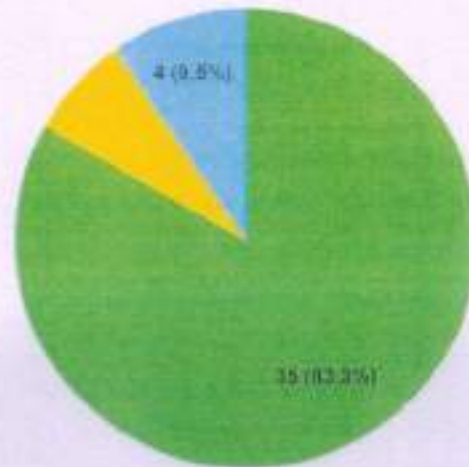
- 61.9% of the students say that the teachers approach towards teaching is **excellent**.



5. Fairness of the internal evaluation process by the teachers.

५. शिक्षकों द्वारा आंतरिक मूल्यांकन प्रक्रिया की निष्पक्षता

- 4 - Always fair  
४. हमेशा निष्पक्ष
- 2 - Sometimes unfair  
२. कभी-कभी अनुचित
- 3 - Usually fair  
३. आम तौर पर निष्पक्ष

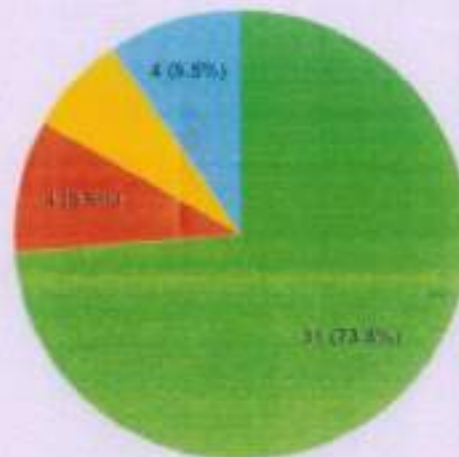


- 83.3% of the students state that the teachers are **always fair** in the Evaluation Process.
- 9.5% state that the teachers are **usually fair** in the Evaluation Process.

6. Was your performance in assignments discussed with you?

६. कार्य में अपने प्रदर्शन आपके साथ चर्चा की गई थी

- 4 - Every time  
४. हर बार
- 0 - Never  
०. कभी नहीं
- 2 - Occasionally/Sometimes  
२. कभी-कभी / कभी-कभी
- 3 - Usually  
३. आम तौर पर

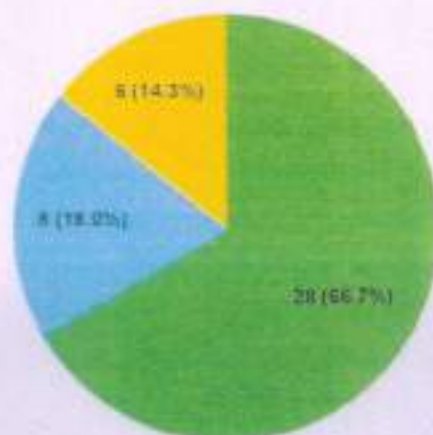


- 73.8% of the students say that the teachers discuss their assignment evaluation with them **every time**.

7. The institute takes active interest in promoting internship, student exchange, field visit opportunities for students.

७. आपके संस्थान प्रशिक्षण (इंटरनशिप), छात्र विनिमय (एक्सचेंज), क्षेत्र की यात्रा (फिल्ड विजिट) के अवसर में रूचि हाते हैं।

- 4 - Regularly  
४. नियमित
- 3 - Often  
३. अक्सर
- 2 - Sometimes  
२. कभी-कभी

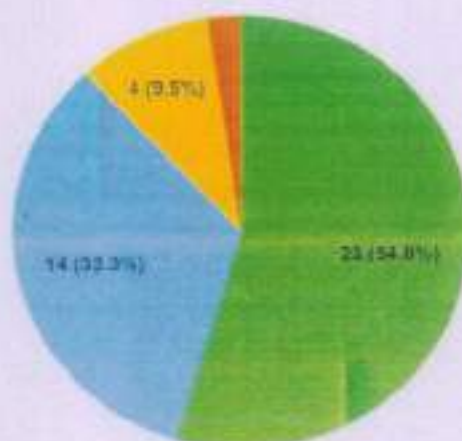


- 66.7% of the students say that the teachers take keen interest in their overall development and promote internship, student exchange, take them for field visit and keep providing them various opportunities for career development **regularly**.

8. The teaching and mentoring process in your institution facilitates you in cognitive, social and emotional growth.

८. आपके संस्थान में शिक्षण और सलाह प्रक्रिया आपको संज्ञानात्मक, सामाजिक और भावनात्मक विकास में सुविधा प्रदान करता है।

- 4 - Significantly  
४. काफी महत्वपूर्ण
- 3 - Very well  
३. बहुत अच्छा
- 2 - Moderately  
२. मध्यम
- 1 - Marginally  
१. मामूली

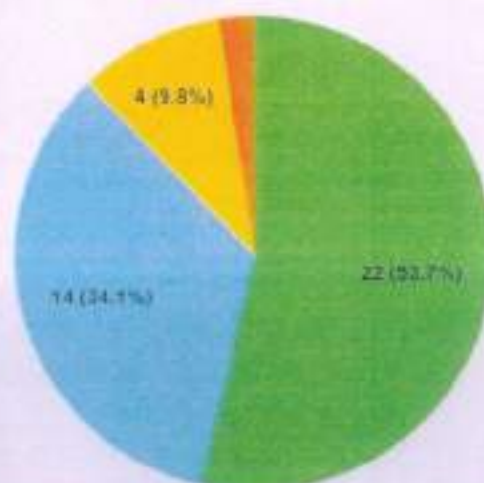


- 54.8% students say that the teaching and learning process in the institution facilitates cognitive, social and emotional growth **significantly**.

9. The institution provides multiple opportunities to learn and grow.

९. संस्थान सीखने और बढ़ने के लिए विभिन्न अवसर प्रदान करता है

- 4 – Strongly agree  
४. दृढ़तापूर्वक सहमत
- 3 – Agree  
३. सहमत
- 2 – Neutral  
२. तटस्थ
- 1 – Disagree  
१. असमत 1(2.4%)

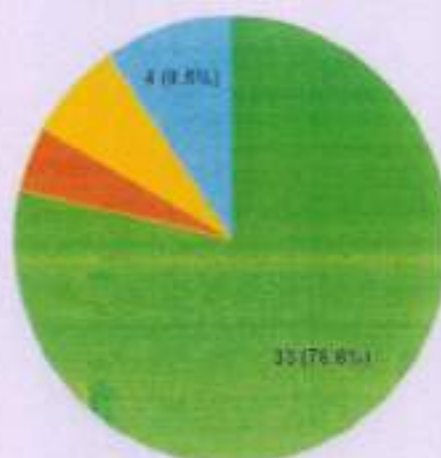


- 53.7% students **strongly agree**, 34.1% **agree** that the institution provides multiple opportunities to learn and grow.

10. Teachers inform you about your expected competencies, course outcomes and programme outcomes.

१०. शिक्षकों ने आपको अपेक्षित दक्षताओं, पाठ्यक्रम के परिणामों और कार्यक्रम के परिणामों के बारे में सूचित किया है

- 4 – Every time  
४. हमेशा
- 1 – Rarely  
१. कदा कदा 2(4.8%)
- 2 – Occasionally/Sometimes  
२. कभी न कभी / कभी कभी 3(7.1%)
- 3 – Usually  
३. आमतौर पर

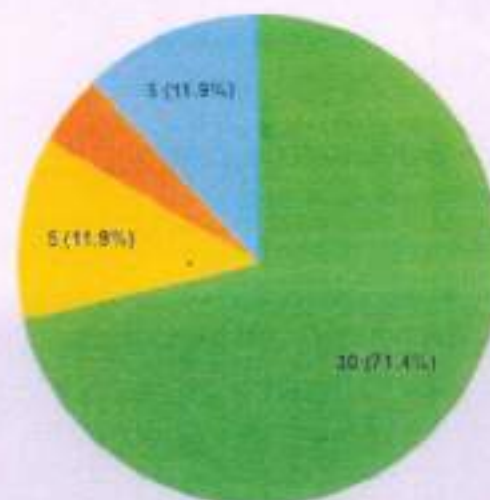


- 76.6% of the students agree that the teachers inform them about the course and programme outcomes and instill the competencies expected out of courses **everytime**.

11. Your mentor does a necessary follow-up with an assigned task to you.

११. आपके गुरु आपके लिए एक नियत कार्य के साथ एक आवश्यक अनुवर्ती कार्रवाई कराता हैं

- 4 – Every time  
४. हमेशा
- 2 – Occasionally/Sometimes  
२. कभी न कभी / कभी कभी
- 1 – Rarely  
१. बहुत कम (4.8%)
- 3 – Usually  
३. आमतौर पर

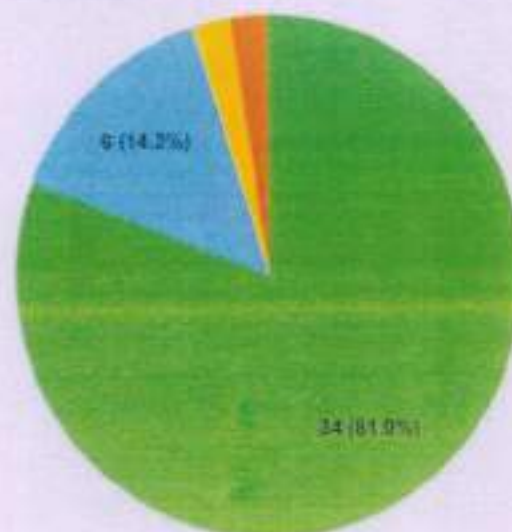


- 71.4% of the students state that their mentor takes a necessary follow up on task assigned **everytime**.

12. The teachers illustrate the concepts through examples and applications.

१२. शिक्षक उदाहरणों और अनुप्रयोगों के माध्यम से अवधारणाओं को दर्शाते हैं

- 4 – Every time  
४. हमेशा
- 3 – Usually  
३. आमतौर पर
- 2 – Occasionally/Sometimes  
२. कभी न कभी / कभी कभी  
1(2.4%)
- 1 – Rarely  
१. बहुत कम 1(2.4%)



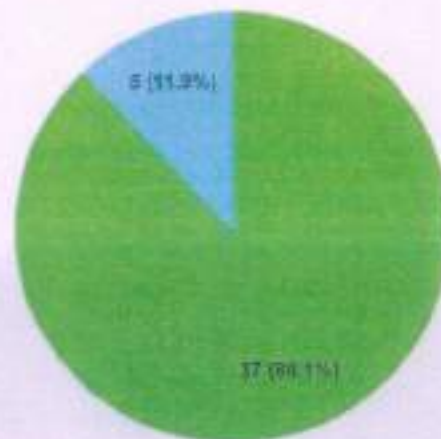
- 81% of the students state that their teachers illustrate the concepts through examples and applications **everytime**.



13. The teachers identify your strengths and encourage you with providing right level of challenges.

१३. शिक्षक आपकी ताकत की पहचान करते हैं और आपको चुनौतियों के सही स्तर प्रदान करने के साथ प्रोत्साहित करते हैं

- 4 – Fully  
४. पूर्ण रूप से
- 3 – Reasonably  
३. पर्याप्त

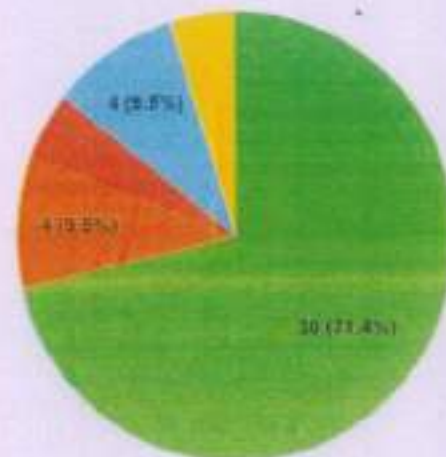


- 88.1% of the students state that their teachers help them identify their strengths and encourage them by providing right level of challenges **fully**.

14. Teachers are able to identify your weaknesses and help you to overcome them.

१४. आपके शिक्षक आपकी कमजोरियों की पहचान करने में समर्थ हैं और आप उनको दूर करने में सहायता करते हैं

- 4 – Every time  
४. हमेशा
- 1 – Rarely  
१. बहुत कम
- 0 – Never  
०. कभी नहीं (4.8%)
- 3 – Usually  
३. आमतौर पर
- 2 – Occasionally/Sometimes  
२. कभी न कभी / कभी कभी (4.8%)

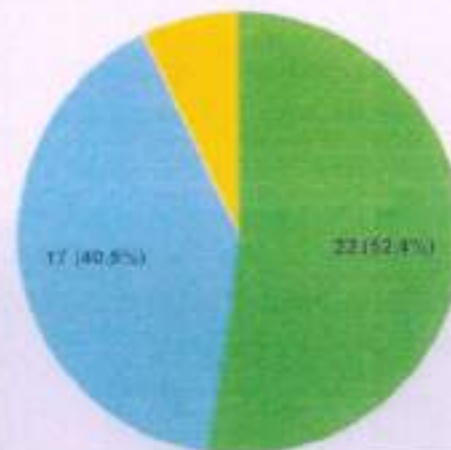


- 71.4% of the students state that their teachers help them identify their weakness and help them to overcome it **every time**.

15. The institution makes effort to engage students in the monitoring, review and continuous quality improvement of the teaching learning process.

१५. संस्थान शिक्षण – शिक्षा प्रक्रिया की निगरानी, समीक्षा और निरंतर गुणवत्ता सुधार में छात्रों को संलग्न करने का प्रयास करता है

- 4 – Strongly agree  
४. दृढ़तापूर्वक सहमत
- 3 – Agree  
३. सहमत
- 2 – Neutral  
२. सटस्थ

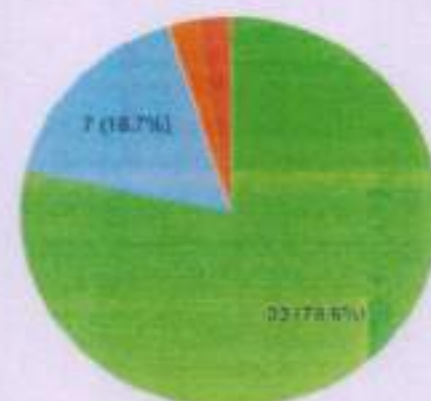


- 52.4% of the students strongly agree, 40.5% agree efforts that the institution makes efforts to engage students in the monitoring, review and continuous quality improvement of the teaching learning process.

16. The institute/ teachers use student centric methods, such as experiential learning, participative learning and problem solving methodologies for enhancing learning experiences.

१६. संस्थान / शिक्षक छात्र केन्द्रित पध्दतियों का प्रयोग करते हैं, जैसे कि अनुभवात्मक शिक्षा, सहभागी शिक्षा और सीखने के अनुभव को बढ़ाने के लिए समस्या सुलझाने के तरीके

- 4 – To a great extent  
४. काफी इतना
- 3 – Moderate  
३. मध्यम
- 2 – Very little  
२. बहुत कम (2.4%)
- 1 – Not at all  
१. बिलकुल नहीं (2.4%)

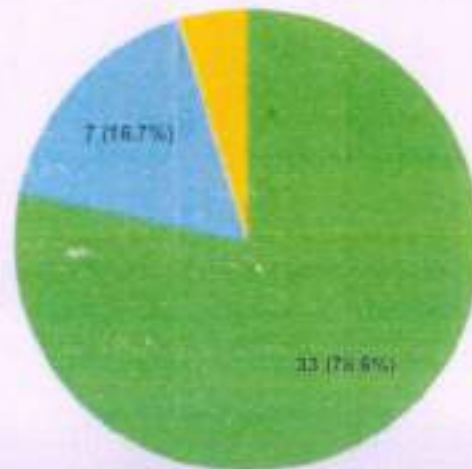


- 78.6% of the students state that the institution and teachers use student centric methods such as experiential learning and participative learning problem solving techniques for enhancing the learning experience of the students to a great extent; 18.7% state that teachers do it moderately.

17. Teachers encourage you to participate in extracurricular activities.

१७. शिक्षक आपको अतिरिक्त गतिविधियों में भाग लेने के लिए प्रोत्साहित करते हैं

- 4 - Strongly agree  
४. दृढ़तापूर्वक सहमत
- 3 - Agree  
३. सहमत
- 2 - Neutral  
२. तटस्थ 2(4.8%)

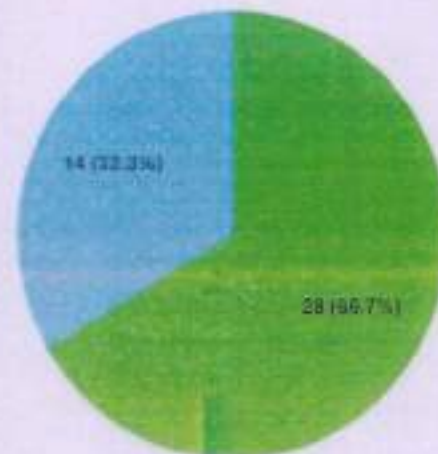


- 78.6% of the students **strongly agree** that the teachers encourage them in participating in extracurricular activities.

18. Efforts are made by the institute/ teachers to inculcate soft skills, life skills and employability skills to make you ready for the world of work.

१८. संस्थान / शिक्षकों द्वारा रोजगार की दुनिया के लिए तैयार करने के लिए व्यवहार कौशलता (साफ्ट कौशल), जीवन कौशल और रोजगार योग्यता कौशल का आकलन करने या समझाने का प्रयास हुआ है

- 4 - To a great extent  
४. काफी हद तक
- 3 - Moderate  
३. मध्यम

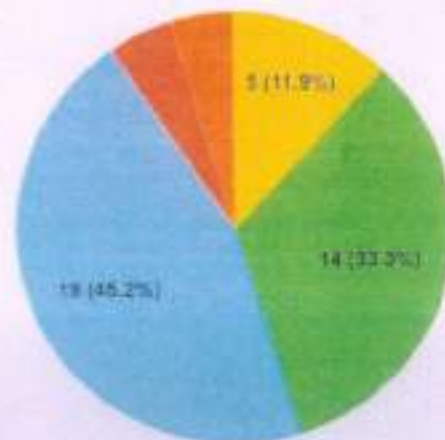


- 66.7% of the students state that the institution and the faculty members place a great emphasis in inculcating soft skills, life skills and employability skills to make them work ready **to a great extent**. 33.33% state that the institution and faculty members place a great emphasis in inculcating soft skills **moderately**.

19. What percentage of teachers use ICT tools such as LCD projector, Multimedia, etc. while teaching.

१९. सीखाने के समय कितने शिक्षकों का प्रतिशत एलसीडी प्रोजेक्टर (प्रोजेक्टर), मल्टीमीडिया इत्यादी जैसे सूचना एंव संप्रण तकनीक (आईसीटी) का उपयोग करते हैं

- 2 - 50 - 69%  
२. ५० से ६९% तक
- 4 - Above 90%  
५. ९०% से ज्यादा
- 3 - 70 - 89%  
३. ७० से ८९% तक
- 0 - Below 29%  
०. २९% से कम (4.8%)
- 1 - 30 - 49%  
१. ३० से ४९% तक (4.8%)

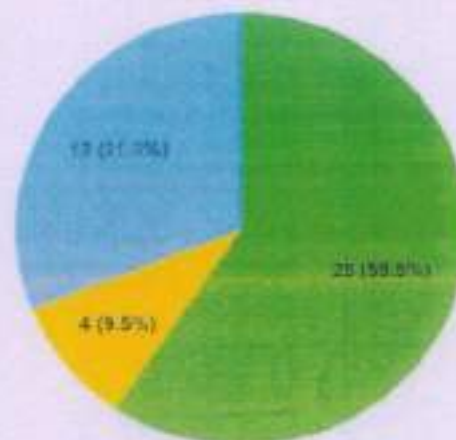


78.5% students state that **more than 70% of the teachers** use ICT tools for enhanced teaching.

20. The overall quality of teaching-learning process in your institute is very good.

२०. आपके संस्थान में शिक्षा- शिक्षण प्रक्रिया की समग्र गुणवत्ता बहुत अच्छी है

- 4 - Strongly agree  
५. दृढतापूर्वक सहमता
- 2 - Neutral  
३. मध्य
- 3 - Agree  
१. सहमत



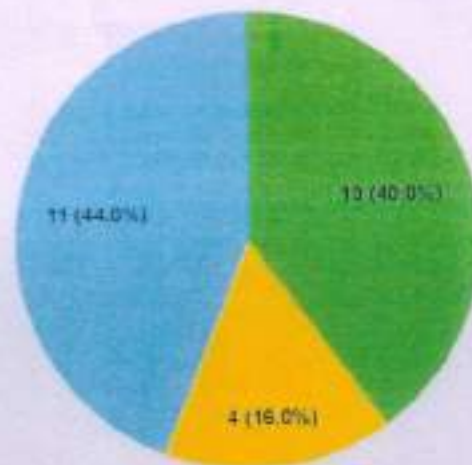
59.5% of the students **strongly agree**, 31% **agree** that overall quality of teaching-learning process in our institute is **very good**.

### Mcom-1 2022-2023

1. How much of the syllabus was covered in the class?

१. कक्षा में कितने पाठ्यक्रम (सिलेबस) कवर किया गया था।

- 4 - 85 to 100%  
४. ८५ से १००% तक
- 2 - 55 to 69%  
२. ५५ से ६९% तक
- 3 - 70 to 84%  
३. ७० से ८४% तक

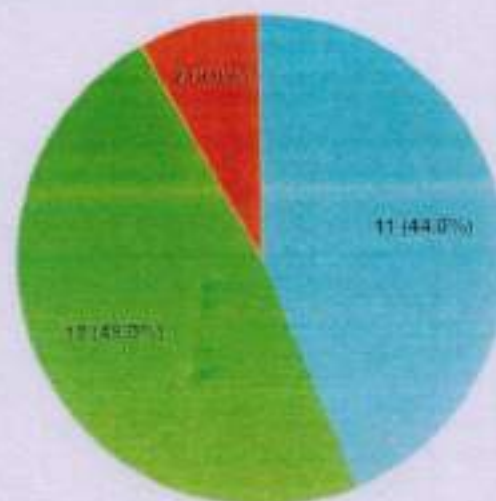


- 40 % of the students state that teachers cover **more than 85% of the syllabus** in the Class.
- 44% of the students state that teachers cover **more than 70% of the syllabus** in the Class.

2. How well did the teachers prepare for the classes?

२. कक्षाओं के लिए शिक्षक ने कितनी अच्छी तरह से तैयार किया है?

- 4 - Thoroughly  
४. ज़रूरतपूर / सर्वे उ
- 3 - Satisfactorily  
३. संतोषजनक
- 2 - Poorly  
२. बहुत खराब

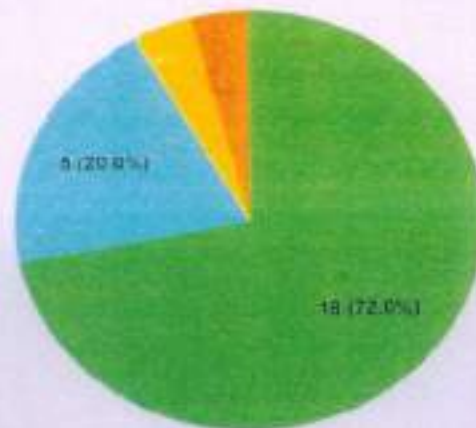


- 44.0% of the students state that teachers prepare for the class **thoroughly**, 48.0% say that **satisfactorily**.

3. How well were the teachers able to communicate?

3. शिक्षक संवाद करने में कितने सक्षम है।

- 4 – Always effective  
४. हमेशा प्रभावात्मक
- 3 – Sometimes effective  
3. कभी – कभी प्रभावात्मक
- 2 – Just satisfactory  
2. केवल सार्थक
- 1 – Generally ineffective  
1. आम तौर पर अप्रभावी

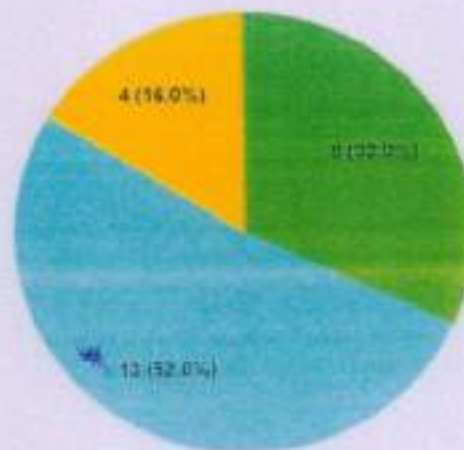


- 72.0% of the students say that the teachers are **always effective** in communication.

4. The teacher's approach to teaching can best be described as

४. शिक्षण दृष्टिकोण से शिक्षकों को सबसे अच्छा बताया जा सकता है

- 4 – Excellent  
४. उत्कृष्ट
- 3 – Very good  
3. बहुत अच्छा
- 2 – Good  
2. ठीक

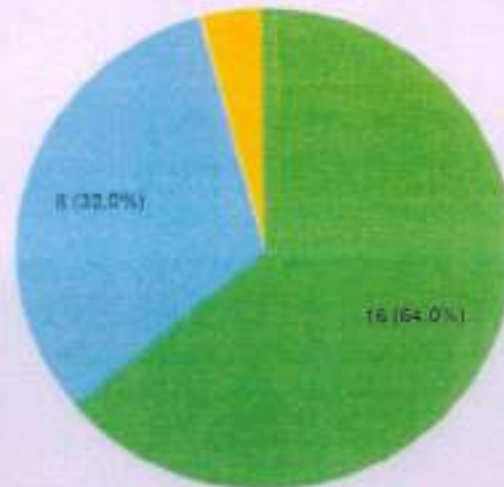


- 32.0% of the students say that the teachers are **excellent** in their approach towards them.
- 52.0% state that the teachers are **very good** in their approach towards them.

5. Fairness of the internal evaluation process by the teachers.

५. शिक्षकों द्वारा आंतरिक मूल्यांकन प्रक्रिया की निष्पक्षता

- 4 - Always fair  
४. हमेशा निष्पक्ष
- 3 - Usually fair  
३. आम तौर पर निष्पक्ष
- 2 - Sometimes unfair  
२. कभी-कभी अनुचित  
1(4.0%)

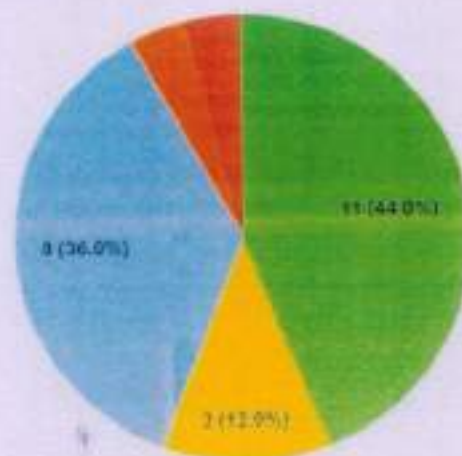


- 64.0% of the students state that the teachers are **always fair** in the Evaluation Process.
- 32.0% state that the teachers are **usually fair** in the Evaluation Process.

6. Was your performance in assignments discussed with you?

६. कार्य में अपने प्रदर्शन आपके साथ चर्चा की गई थी

- 4 - Every time  
४. हर बार
- 3 - Occasionally/Sometimes  
३. कभी-न - कभी/कभी-कभी
- 2 - Usually  
२. आम तौर पर
- 1 - Rarely  
१. दुर्लभ 1(4.0%)
- 0 - Never  
०. कभी नहीं 1(4.0%)



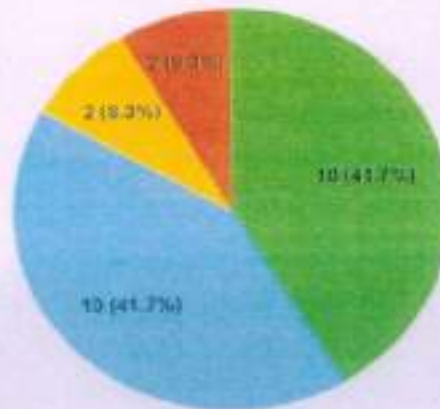
- 44.0% of the students say that the teachers discuss their assignment evaluation with them **Everytime**. 36% say it's done **usually**.



7. The institute takes active interest in promoting internship, student exchange, field visit opportunities for students.

७. आपके संस्थान प्रशिक्षण (इंटरनशिप), छात्र विनिमय (एक्सचेंज), क्षेत्र की यात्रा (फिल्ड विजिट) के अवसर में रीच हाते है।

- 4 - Regularly  
ख. नियमित
- 3 - Often  
ग. अक्सर
- 2 - Sometimes  
घ. कभी-कभी
- 0 - Never  
च. कभी नहीं

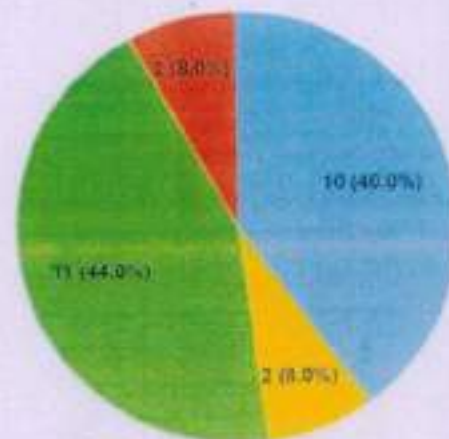


- 41.7% of the students say that the teachers take keen interest in their overall development and promote internship, student exchange, take them for field visit and keep providing them various opportunities for career development **regularly**; 41.7% say it's done **often**.

8. The teaching and mentoring process in your institution facilitates you in cognitive, social and emotional growth.

८. आपके संस्थान में शिक्षण और सलाह प्रक्रिया आपको संज्ञानात्मक, सामाजिक और भावनात्मक विकास में सुविधा प्रदान करता है।

- 1 - Very well  
१. बहुत अच्छा
- 2 - Moderately  
२. मध्यम
- 3 - Significantly  
३. काफी महत्वपूर्ण
- 0 - Not at all  
०. बिलकुल नहीं



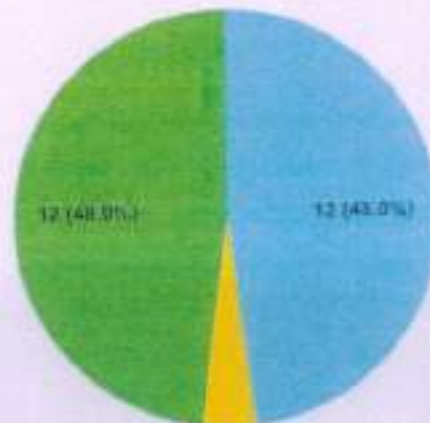
- 44% of the students say that the teachers and institution facilitate their cognitive, social and emotional growth through various social and educational initiatives **significantly**; 40% state that it does **very well**.



9. The institution provides multiple opportunities to learn and grow.

९. संस्थान सीखने और बढ़ने के लिए विभिन्न अवसर प्रदान करता है

- 3 - Agree  
३. सहमत
- 2 - Neutral  
२. तटस्थ (14.0%)
- 4 - Strongly agree  
४. दृढ़तापूर्वक सहमत

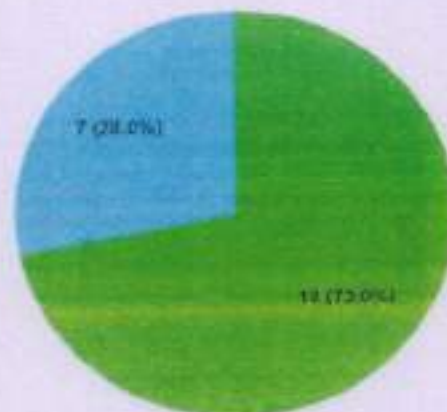


- 48% of the students **strongly agree** and 48% **agree** that institution provides multiple opportunities to learn and grow.

10. Teachers inform you about your expected competencies, course outcomes and programme outcomes.

१०. शिक्षकों ने आपको अपेक्षित दक्षताओं, पाठ्यक्रम के परिणामों और कार्यक्रम के परिणामों के बारे में सूचित किया है

- 4 - Every time  
४. हमेशा
- 3 - Usually  
३. आमतौर पर

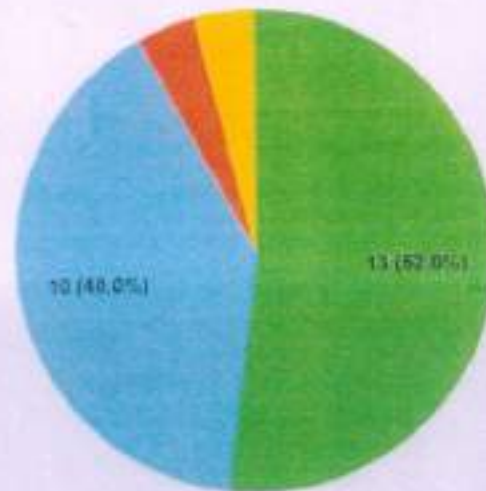


- 72% of the students agree that the teachers inform them about the course and programme outcomes and instill the competencies expected out of courses **everytime**.

11. Your mentor does a necessary follow-up with an assigned task to you.

११. आपके गुरु आपके लिए एक नियत कार्य के साथ एक आवश्यक अनुवर्ती कार्रवाई कराता हैं

- 4 - Every time  
४. हमेशा
- 3 - Usually  
३. आमतौर पर
- 0 - I don't have a mentor  
०. मुझे कोई शिक्षक नहीं है (4.0%)
- 2 - Occasionally / Sometimes  
२. कभी न कभी / कभी कभी (4.0%)

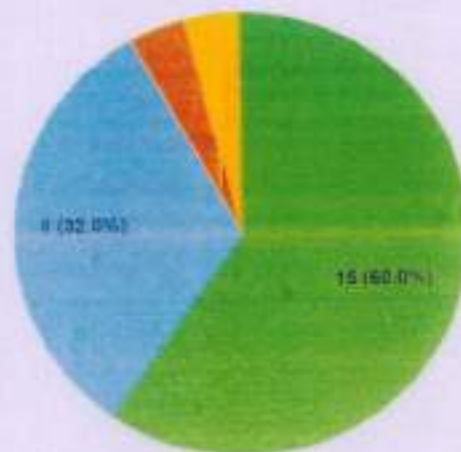


- 52% of the students agree that the mentors take continuous follow up of the tasks assigned to them **every time**.

12. The teachers illustrate the concepts through examples and applications.

१२. शिक्षक उदाहरणों और अनुप्रयोगों के माध्यम से अवधारणाओं को दर्शाते हैं

- 4 - Every time  
४. हमेशा
- 3 - Usually  
३. आमतौर पर
- 1 - Rarely  
१. बहुत कम (4.0%)
- 2 - Occasionally / Sometimes  
२. कभी न कभी / कभी कभी (4.0%)

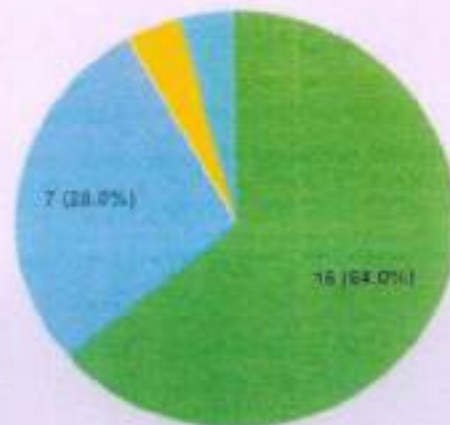


- 60% of the students agree that the teachers illustrate the concepts through proper examples and also state application of the learned theories in day to day world **every time**; 32% state that teachers do it **usually**.

13. The teachers identify your strengths and encourage you with providing right level of challenges.

13. शिक्षक आपकी ताकत की पहचान करते हैं और आपको चुनौतियों के सही स्तर प्रदान करने के साथ प्रोत्साहित करते हैं

- 4 – Fully  
४. पूर्ण रूप से
- 3 – Reasonably  
३. यथाचित
- 1 – Slightly  
१. थोड़ा थोड़ा 1(4.0%)
- 2 – Partially  
२. आंशिक रूप से 1(4.0%)

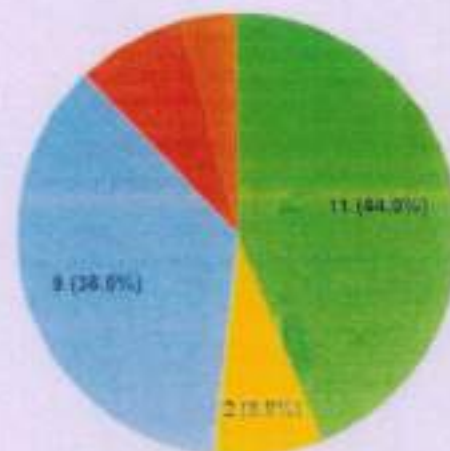


- 64% of the students state that the teachers help them **fully**. 28% say that the teachers help them **reasonably** to identify their strengths and encourage them to improve them more by providing challenging tasks.

14. Teachers are able to identify your weaknesses and help you to overcome them.

14. आपके शिक्षक आपकी कमजोरियों की पहचान करने में समर्थ हैं और आप उनको दूर करने में सहायता करते हैं

- 4 – Every time  
४. हमेशा
- 2 – Occasionally / Sometimes  
२. कभी न कभी / कभी कभी
- 3 – Usually  
३. आमतौर पर
- 0 – Never  
०. कभी नहीं
- 1 – Rarely  
१. बहुत कम 1(4.0%)



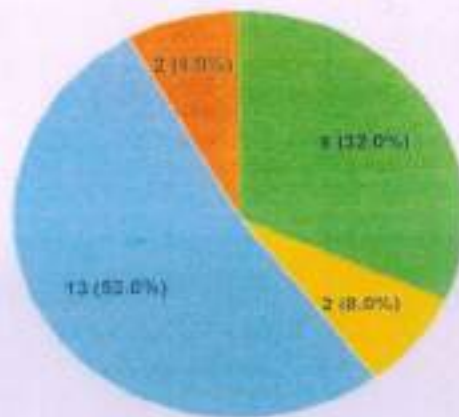
- 44% of the students state that the teachers **every time**. 36% of the students state that the teachers **usually** identify their weakness and help them to overcome their weakness.



15. The institution makes effort to engage students in the monitoring, review and continuous quality improvement of the teaching learning process.

१५. संस्थान शिक्षण - शिक्षा प्रक्रिया की निगरानी, समीक्षा और निरंतर गुणवत्ता सुधार में छात्रों को संलग्न करने का प्रयास करता है

- 4 - Strongly agree  
४. दृढ़तापूर्वक सहमत
- 2 - Neutral  
२. तटस्थ
- 3 - Agree  
३. सहमत
- 1 - Disagree  
१. असमत

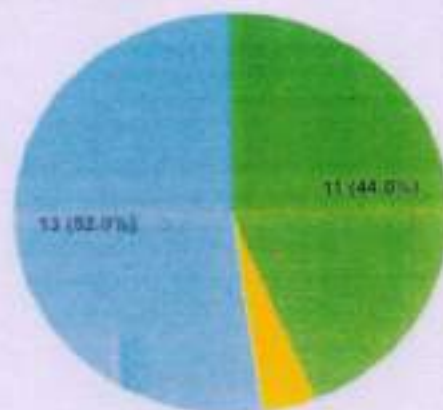


- 52% of the students **agree** whereas 32% **strongly agree** that the institution makes efforts to engage students in the monitoring, review and continuous quality improvement of the teaching learning process.

16. The institute/ teachers use student centric methods, such as experiential learning, participative learning and problem solving methodologies for enhancing learning experiences.

१६. संस्थान / शिक्षक छात्र केन्द्रित पध्दतियों का प्रयोग करते हैं, जैसे कि अनुभवात्मक शिक्षा, सहभागी शिक्षा और सीखने के अनुभव को बढ़ाने के लिए समस्या सुलझाने के तरीके

- 4 - To a great extent  
४. काफी हद तक
- 2 - Some what  
२. कुछ हद तक (4.0%)
- 3 - Moderate  
३. मध्यम

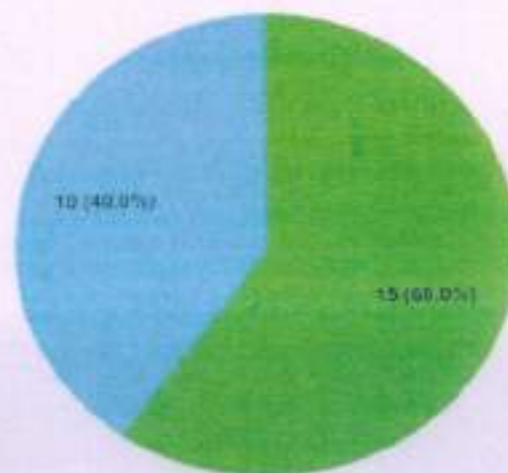


- 52% of the students state that the institution and teachers use student centric methods such as experiential learning and participative learning problem solving techniques for enhancing the learning experience of the students **moderately**; 44% state that teachers do it **to a great extent**.

17. Teachers encourage you to participate in extracurricular activities.

१७. शिक्षक आपको अतिरिक्त गतिविधियों में भाग लेने के लिए प्रोत्साहित करते हैं

- 4 - Strongly agree  
४. दृढ़तापूर्वक सहमत
- 3 - Agree  
३. सहमत

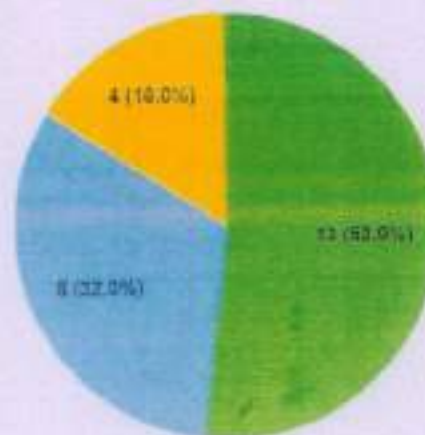


- 60% of the students strongly agree and 40% agree that teachers encourage them to participate in extracurricular activities.

18. Efforts are made by the institute/ teachers to inculcate soft skills, life skills and employability skills to make you ready for the world of work.

१८. संस्थान / शिक्षकों द्वारा रोजगार की दुनिया के लिए तैयार करने के लिए व्यवहार कौशलता (साफ्ट कौशल), जीवन कौशल और रोजगार योग्यता कौशल का आकलन करने या समझाने का प्रयास हुआ है

- 4 - To a great extent  
४. बड़ी-इतना
- 3 - Moderate  
३. मध्यम
- 2 - Some what  
२. कुछ-इतना

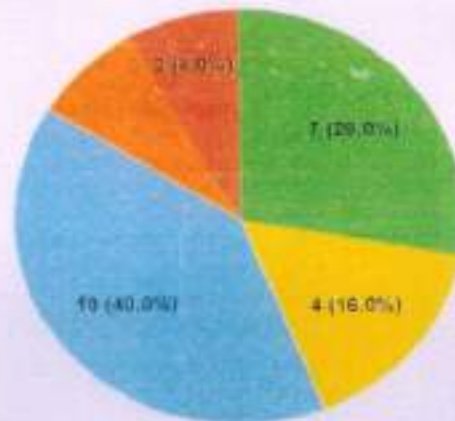


- 52% of the students state that the institution and the faculty members place emphasis in inculcating soft skills, life skills and employability skills to make them work ready to a great extent; 32% opt for moderately.

19. What percentage of teachers use ICT tools such as LCD projector, Multimedia, etc. while teaching.

१९. सीखाने के समय कितने शिक्षकों का प्रतिशत एलसीडी प्रक्षेपक (प्रोजेक्टर), मल्टीमीडिया इत्यादी जैसे सूचना एवं संप्रेषण तकनीक (आईसीटी) का उपयोग करते हैं

- 4 - Above 90%  
४. ९०% से ज्यादा
- 2 - 50 - 69%  
२. ५० से ६९% तक
- 3 - 70 - 89%  
३. ७० से ८९% तक
- 1 - 30 - 49%  
१. ३० से ४९% तक  
218.0%
- 0 - Below 29%  
०. २९% से कम

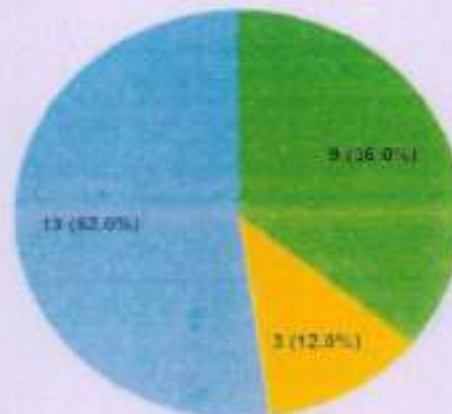


- 68% of the students state that **more than 70% teachers** use ICT tools such as projector, multimedia, etc while teaching.

20. The overall quality of teaching-learning process in your institute is very good.

२०. आपके संस्थान में शिक्षा- शिक्षण प्रक्रिया की समग्र गुणवत्ता बहुत अच्छी है

- 4 - Strongly agree  
४. तबतक तक सहमत
- 2 - Neutral  
२. नटसहमत
- 3 - Agree  
३. सहमत



- 36% of the students **strongly agree**; 52% **agree** that the overall quality of teaching learning process in our institute is very good.

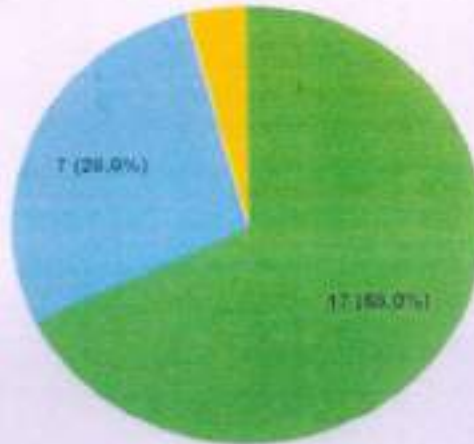


## Meom-2 2022-2023

1. How much of the syllabus was covered in the class?

१. कक्षा में कितने पाठ्यक्रम (सिलेबस) कवर किया गया था।

- 4 - 85 to 100%  
४. ८५ से १००% तक
- 3 - 70 to 84%  
३. ७० से ८४% तक
- 2 - 55 to 69%  
२. ५५ से ६९% तक
- 1 (4.0%)

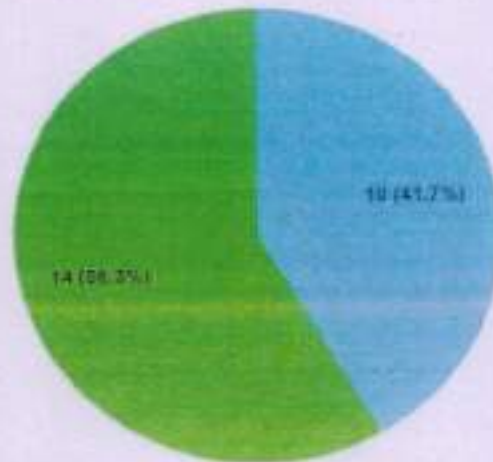


- 68% of the students state that teachers cover **more than 85%** of the syllabus in the Class.

2. How well did the teachers prepare for the classes?

२. कक्षाओं के लिए शिक्षक ने कितनी अच्छी तरह से तैयार किया है?

- 4 - Thoroughly  
४. सार्थक / संपूर्ण
- 3 - Satisfactorily  
३. सार्थक/तक

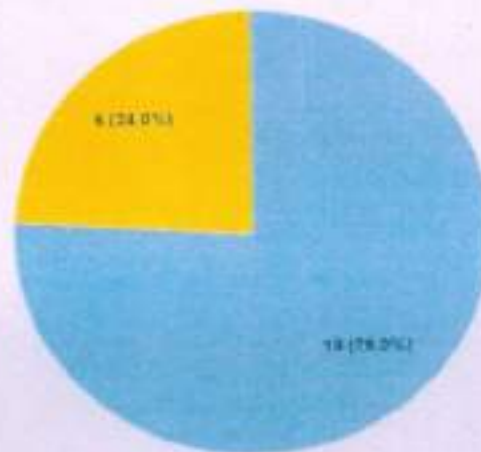


- 41.7% of the students state that teachers prepare for the class **thoroughly**; 58.3% say that they prepare **satisfactorily**.

3. How well were the teachers able to communicate?

३. शिक्षक संवाद करने में कितने सक्षम है।

- 4 - Always effective  
४. हमेशा प्रभावशालक
- 3 - Sometimes effective  
३. कभी - कभी प्रभावशालक

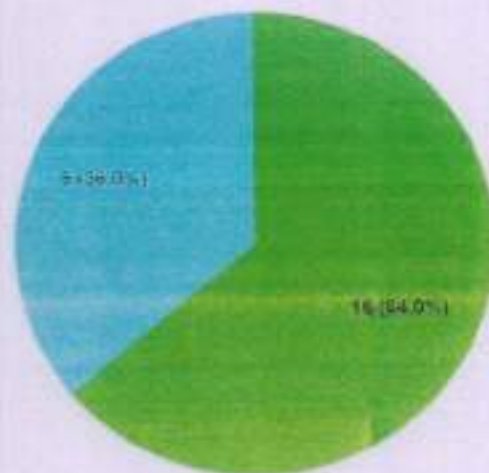


- 76% of the students say that the teachers are **always effective** in communication.

4. The teacher's approach to teaching can best be described as

४. शिक्षण दृष्टिकोण से शिक्षकों को सबसे अच्छा बताया जा सकता है

- 4- Excellent  
४. उत्कृष्ट
- 3 - Very good  
३. बहुत अच्छा



- 64% of the students say that the teachers are **excellent** in their approach towards them.
- 36% state that the teachers are **very good** in their approach towards them.





5. Fairness of the internal evaluation process by the teachers.

५. शिक्षकों द्वारा आंतरिक मूल्यांकन प्रक्रिया की निष्पक्षता

- 4 - Always fair  
४. हमेशा निष्पक्ष
- 3 - Usually fair  
३. आमतौर पर निष्पक्ष

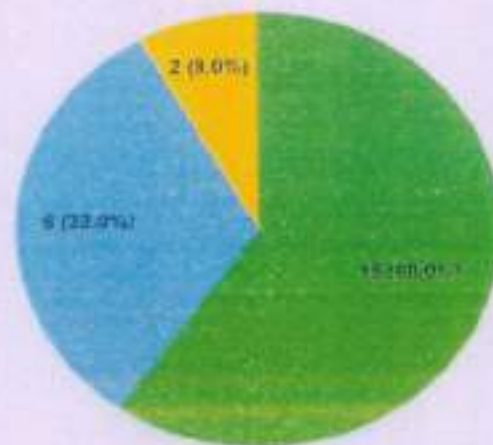


- 80% of the students state that the teachers are **always fair** in the Evaluation Process.
- 20% state that the teachers are **usually fair** in the Evaluation Process.

6. Was your performance in assignments discussed with you?

६. कार्य में अपने प्रदर्शन आपके साथ चर्चा की गई थी

- 4 - Every time  
४. हर बार
- 3 - Usually  
३. आमतौर पर
- 2 - Occasionally / Sometimes  
२. कभी-कभी / कभी-कभी



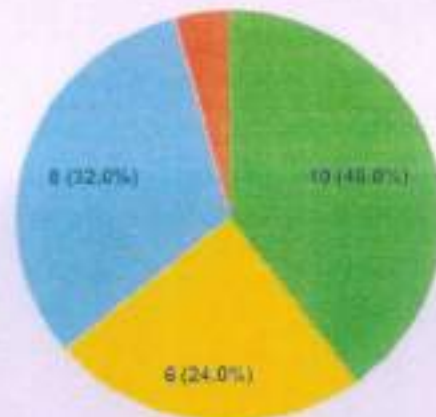
- 60% of the students say that the teachers discuss their assignment evaluation with them **every time**; 32% state its done **usually**.



7. The institute takes active interest in promoting internship, student exchange, field visit opportunities for students.

७. आपके संस्थान प्रशिक्षण (इंटरनशिप), छात्र विनिमय (एक्सचेंज), क्षेत्र की यात्रा (फिल्ड विजिट) के अवसर में रूचि हाते हैं।

- 4 - Regularly  
४. नियमित
- 2 - Sometimes  
२. कभी-कभी
- 3 - Often  
३. अक्सर
- 0 - Never  
०. कभी नहीं  
1 (4.0%)



- 40% of the students say that the teachers take keen interest in their overall development and promote internship, student exchange, take them for field visit and keep providing them various opportunities for career development **regularly**; 32% state **often**.

8. The teaching and mentoring process in your institution facilitates you in cognitive, social and emotional growth.

८. आपके संस्थान में शिक्षण और सलाह प्रक्रिया आपको संज्ञानात्मक, सामाजिक और भावनात्मक विकास में सुविधा प्रदान करता है।

- 4 - Significantly  
४. काफी महत्वपूर्ण
- 3 - Very well  
३. बहुत अच्छी
- 2 - Moderately  
२. मध्यम

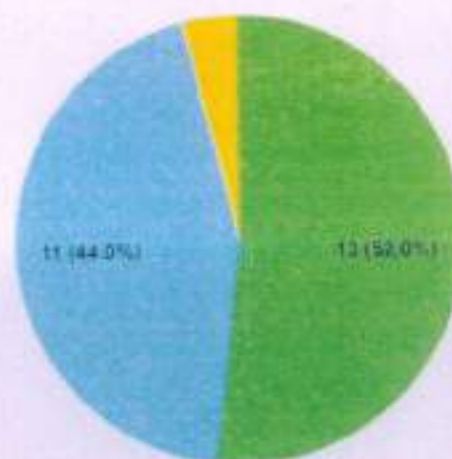


- 44% of the students say that the teachers and institution facilitate their cognitive, social and emotional growth through various social and educational initiatives **significantly**; 44% say they do it **very well**.

9. The institution provides multiple opportunities to learn and grow.

९. संस्थान सीखने और बढ़ने के लिए विभिन्न अवसर प्रदान करता है

- 4 – Strongly agree  
४. दृढ़तापूर्वक सहमत
- 3 – Agree  
३. सहमत
- 2 – Neutral  
२. तटस्थ (4.0%)



- 52% of the students **strongly agree** and 44% **agree** that institution provides multiple opportunities to learn and grow.

10. Teachers inform you about your expected competencies, course outcomes and programme outcomes.

१०. शिक्षकों ने आपको अपेक्षित दक्षताओं, पाठ्यक्रम के परिणामों और कार्यक्रम के परिणामों के बारे में सूचित किया है

- 4 – Every time  
४. हमेशा
- 3 – Usually  
३. आमतौर पर
- 2 – Occasionally / Sometimes  
२. कभी न कभी

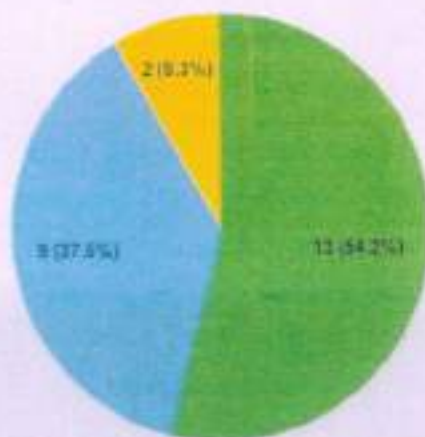


- 64% of the students agree that the teachers inform them about the course and programme outcomes and instill the competencies expected out of courses **everytime**; 28% say that they do it **moderately**.

11. Your mentor does a necessary follow-up with an assigned task to you.

११. आपके गुरु आपके लिए एक नियत कार्य के साथ एक आवश्यक अनुवर्ती कार्रवाई कराता हैं

- 4 - Every time  
४. हमेशा
- 3 - Usually  
३. आमतौर पर
- 2 - Occasionally  
Sometimes  
२. कभी न कभी; कभी कभी

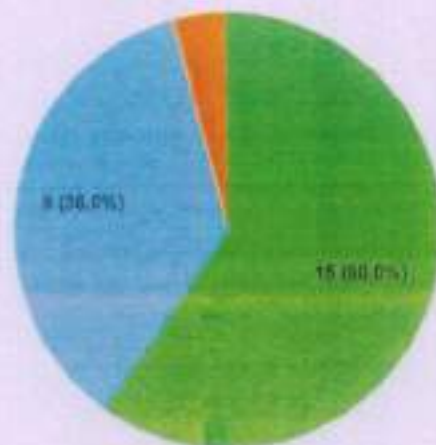


- 54.2% of the students agree that the mentors take continuous follow up of the tasks assigned to them **everytime**.

12. The teachers illustrate the concepts through examples and applications.

१२. शिक्षक उदाहरणों और अनुप्रयोगों के माध्यम से अवधारणाओं को दर्शाते हैं

- 4 - Every time  
४. हमेशा
- 3 - Usually  
३. आमतौर पर
- 1 - Rarely  
१. बहुत कम (14.0%)

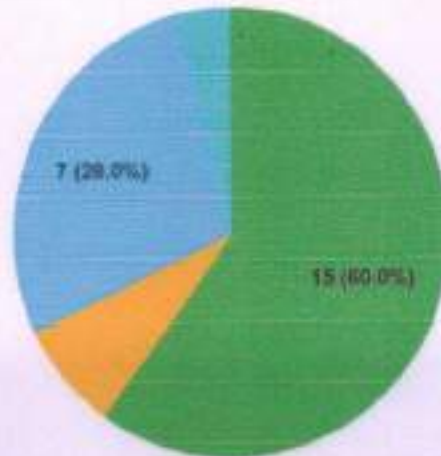


- 60% of the students agree that the teachers illustrate the concepts through proper examples and also state application of the learned theories in day-to-day world **every time**; 36% state that teachers do it **usually**.

13. The teachers identify your strengths and encourage you with providing right level of challenges.

१३. शिक्षक आपकी ताकत की पहचान करते हैं और आपको चुनौतियों के सही स्तर प्रदान करने के साथ प्रोत्साहित करते हैं

- 4 – Fully  
४. पूर्ण रूप से
- 1 – Slightly  
१. थोड़ा थोड़ा
- 3 – Reasonably  
३. यथावित
- 2 – Partially  
२. आंशिक रूप से  
1(4.6%)

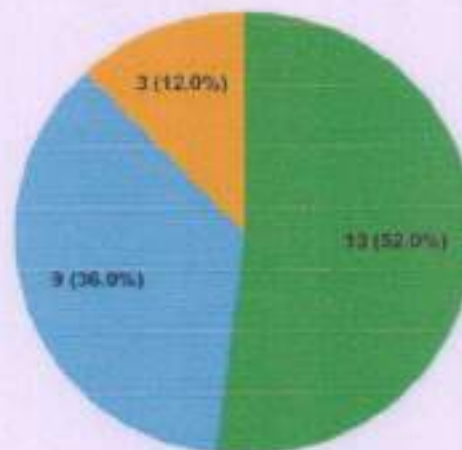


- 60% of the students state that the teachers help them **fully**; 28% say that the teachers help them **reasonably** to identify their strengths and encourage them to improve them more by providing challenging tasks.

14. Teachers are able to identify your weaknesses and help you to overcome them.

१४. आपके शिक्षक आपकी कमजोरियों की पहचान करने में समर्थ हैं और आप उनको दूर करने में सहायता करते हैं

- 4 – Every time  
४. हमेशा
- 3 – Usually  
३. आमतौर पर
- 2 – Occasionally/Sometimes  
२. कभी न कभी / कभी कभी

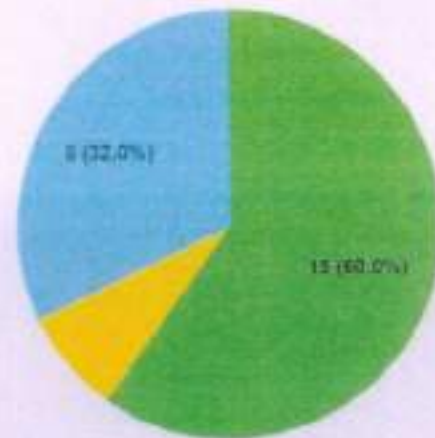


- 52% of the students state that the teachers **every time**; 36% of the students state that the teachers **usually** identify their weakness and help them to overcome their weakness.

15. The institution makes effort to engage students in the monitoring, review and continuous quality improvement of the teaching learning process.

१५. संस्थान शिक्षण – शिक्षा प्रक्रिया की निगरानी, समीक्षा और निरंतर गुणवत्ता सुधार में छात्रों को संलग्न करने का प्रयास करता है।

- 4 – Strongly agree  
४. दृढ़तापूर्वक सहमत
- 2 – Neutral  
२. तटस्थ
- 3 – Agree  
३. सहमत

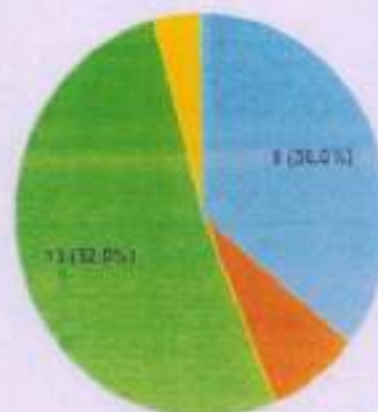


- 60% of the students **strongly agree** whereas 32% **agree** that the institution makes efforts to engage students in the monitoring, review and continuous quality improvement of the teaching learning process.

16. The institute/ teachers use student centric methods, such as experiential learning, participative learning and problem solving methodologies for enhancing learning experiences.

१६. संस्थान / शिक्षक छात्र केंद्रित पद्धतियों का प्रयोग करते हैं, जैसे कि अनुभवात्मक शिक्षा, सहभागी शिक्षा और सीखने के अनुभव को बढ़ाने के लिए समस्या सुलझाने के तरीके।

- 1 - Moderate  
१. मध्यम
- 1 - Very little  
१. बहुत कम (3.0%)
- 4 - To a great extent  
४. काफी हद तक
- 2 - Some what  
२. कुछ हद तक (4.0%)



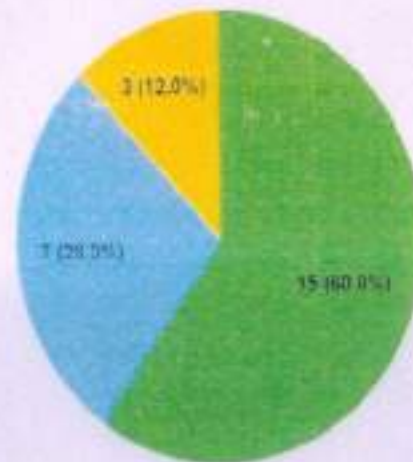
- 52% of the students state that the institution and teachers use student centric methods such as experiential learning and participative learning problem solving techniques for enhancing the learning experience of the students to a **great extent**; 36% state that teachers do it **moderately**.



17. Teachers encourage you to participate in extracurricular activities.

१७. शिक्षक आपको अतिरिक्त गतिविधियों में भाग लेने के लिए प्रोत्साहित करते हैं

- 4 - Strongly agree  
४. दृढतापूर्वक सहमत
- 3 - Agree  
३. सहमत
- 2 - Neutral  
२. उदात्त

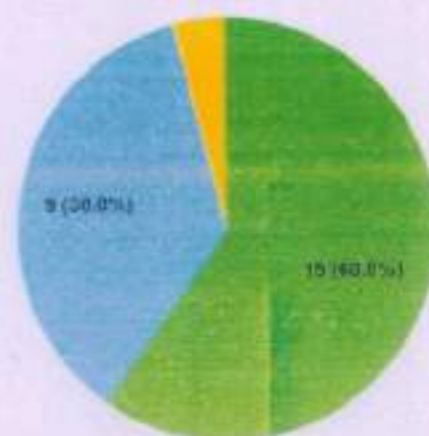


- 60% of the students strongly agree and 28% agree that teachers encourage them to participate in extracurricular activities.

18. Efforts are made by the institute/ teachers to inculcate soft skills, life skills and employability skills to make you ready for the world of work.

१८. संस्थान/ शिक्षकों द्वारा रोजगार की दुनिया के लिए तैयार करने के लिए व्यवहार कौशल (साफ्ट कौशल), जीवन कौशल और रोजगार योग्यता कौशल का आकलन करने या समझाने का प्रयास हुआ है

- 4 - To a great extent  
४. काफी हद तक
- 3 - Moderate  
३. मध्यम
- 2 - Some what  
२. कुछ हद तक

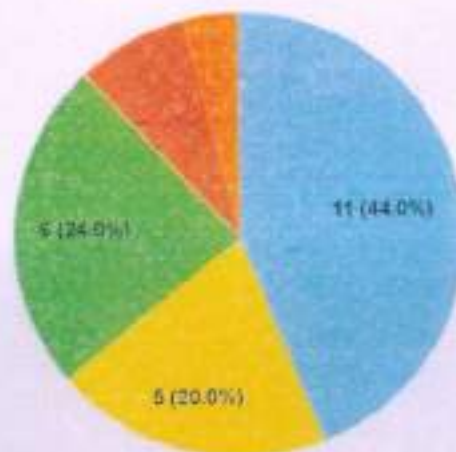


- 60% of the students state that the institution and the faculty members place emphasis in inculcating soft skills, life skills and employability skills to make them work ready to a great extent; 36% say moderately.

19. What percentage of teachers use ICT tools such as LCD projector, Multimedia, etc. while teaching.

१९. सीखाने के समय कितने शिक्षकों का प्रतिशत एलसीडी प्रक्षेपक (प्रोजेक्टर), मल्टीमीडिया इत्यादी जैसे सूचना एवं संप्रेषण तकनीक (आईसीटी) का उपयोग करते हैं

- 1 - 70 - 89%  
3, 69 से 29% तक
- 2 - 50 - 69%  
2, 49 से 69% तक
- 3 - Above 90%  
3, 90% से ज्यादा
- 4 - Below 29%  
0, 29% से कम  
2 (8.0%)
- 5 - 30 - 49%  
0, 30 से 49% तक  
1 (4.0%)

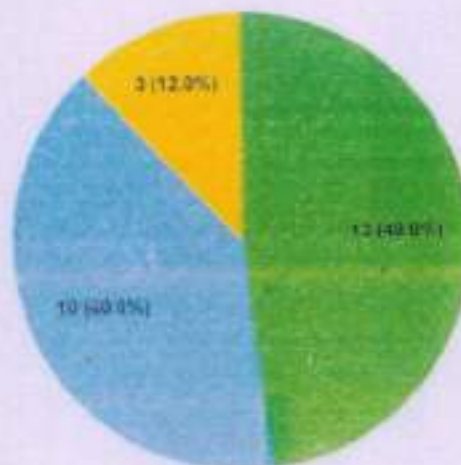


- 64% of the students state that **more than 70% teachers** use ICT tools such as projector, multimedia, etc while teaching.

20. The overall quality of teaching-learning process in your institute is very good.

२०. आपके संस्थान में शिक्षा-शिक्षण प्रक्रिया की समग्र गुणवत्ता बहुत अच्छी है

- 4 - Strongly agree  
4, दृढ़तापूर्वक सहमत
- 3 - Agree  
3, सहमत
- 2 - Neutral  
2, तटस्थ



- 48% of the students **strongly agree**; 40.% **agree** that the overall quality of teaching learning process in our institute is very good.



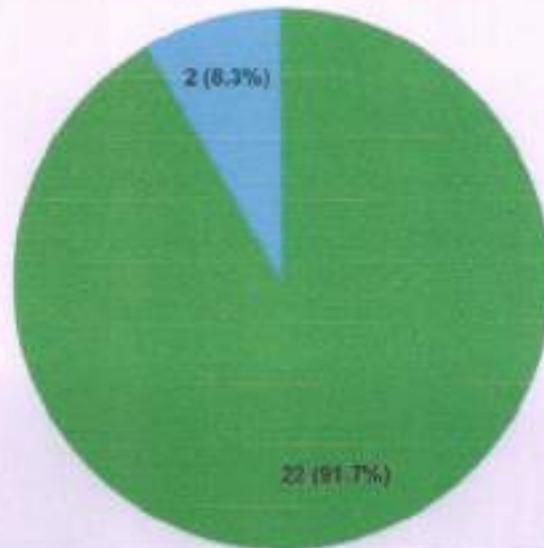
## FYBAF 2022-2023



1. How much of the syllabus was covered in the class?

१. कक्षा में कितने पाठ्यक्रम (सिलेबस) कवर किया गया था।

- 4 - 85 to 100%  
४. ८५ से १००% तक
- 3 - 70 to 84%  
३. ७० से ८४% तक

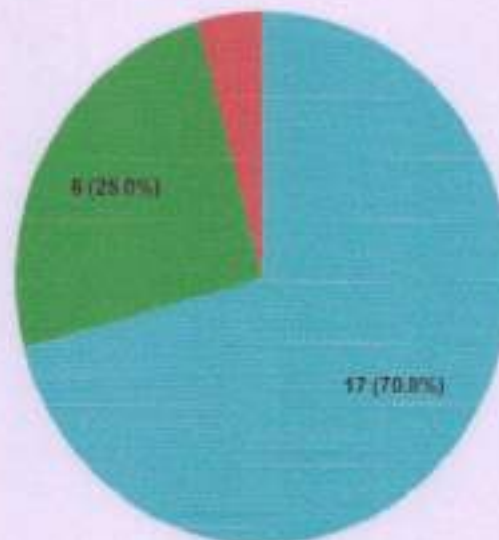


- 91.7% of the students state that teachers cover **more than 85%** of the syllabus in the Class.

2. How well did the teachers prepare for the classes?

२. कक्षाओं के लिए शिक्षक ने कितनी अच्छी तरह से तैयार किया है?

- 4 - Thoroughly  
४. सातोपांग / सर्वथा
- 3 - Satisfactorily  
३. सातोपजनक
- 2 - Poorly  
२. बहुत खराब 1(4.2%)

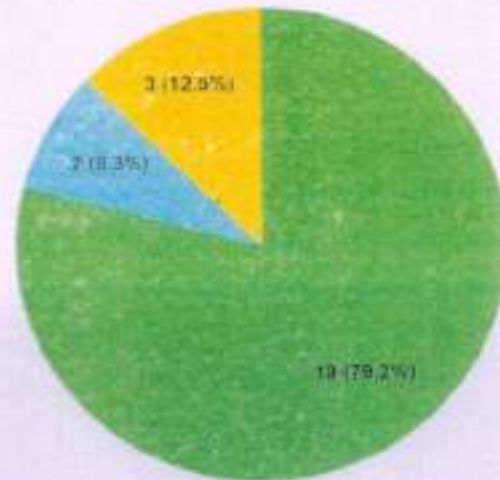


- 70.8% of the students state that teachers prepare for the class **thoroughly**; 25.0% say **satisfactorily**.

3. How well were the teachers able to communicate?

३. शिक्षक संवाद करने में कितने सक्षम है।

- 4 – Always effective  
५. हमेशा प्रभावी
- 3 – Sometimes effective  
१ कभी – कभी प्रभावी
- 2 – Just satisfactorily  
२. केवल सतोपजनक

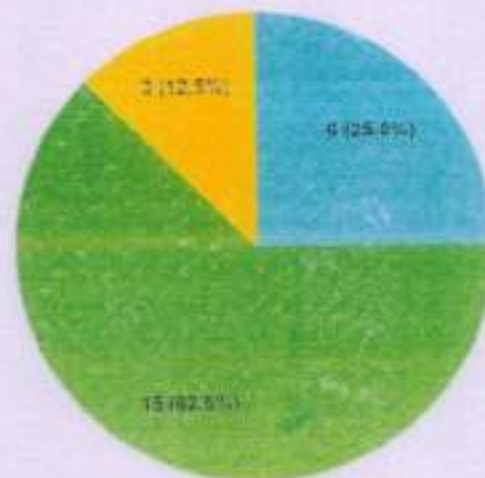


- 79.2% of the students say that the teachers are **always effective** in communication.

4. The teacher's approach to teaching can best be described as

४. शिक्षण दृष्टिकोण से शिक्षकों को सबसे अच्छा बताया जा सकता है

- 1 – Very good  
३. बहुत अच्छा
- 4 – Excellent  
४. उत्कृष्ट
- 2 – Good  
२. उत्तम

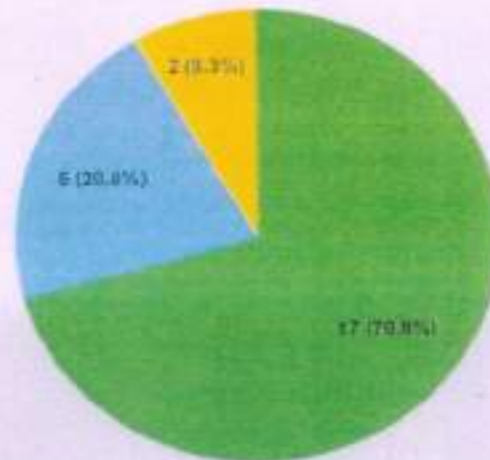


- 62.5% of the students say that the teachers are **excellent** in their approach towards them; 25.0% state that the teachers are **very good** in their approach towards them.

5. Fairness of the internal evaluation process by the teachers.

५. शिक्षकों द्वारा आंतरिक मूल्यांकन प्रक्रिया की निष्पक्षता

- 4 – Always fair  
४. हमेशा निष्पक्ष
- 3 – Usually fair  
३. आम तौर पर निष्पक्ष
- 2 – Sometimes fair  
२. कभी-कभी अनुचित

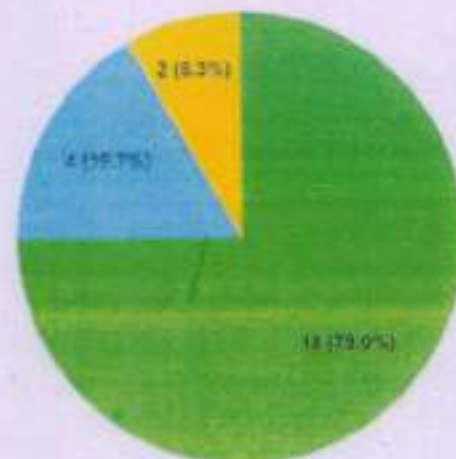


- 70.8% of the students state that the teachers are **always fair** in the Evaluation Process.
- 20.8% state that the teachers are **usually fair** in the Evaluation Process.

6. Was your performance in assignments discussed with you?

६. कार्य में अपने प्रदर्शन आपके साथ चर्चा की गई थी

- 4 – Every time  
४. हर बार
- 3 – Usually  
३. आम तौर पर
- 2 – Occasionally  
(Sometimes)  
२. कभी-कभी



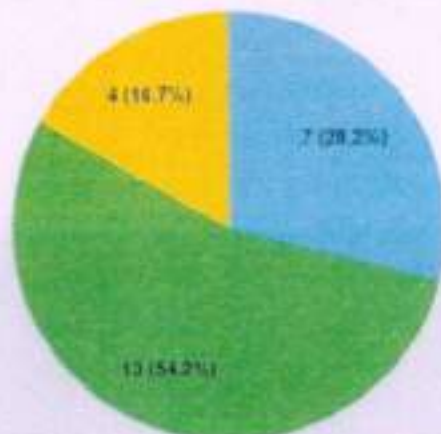
- 75% of the students say that the teachers discuss their assignment evaluation with them **every time**.



7. The institute takes active interest in promoting internship, student exchange, field visit opportunities for students.

७. आपके संस्थान प्रशिक्षण (इंटरनशिप), छात्र विनिमय (एक्सचेंज), क्षेत्र की यात्रा (फिल्ड विजिट) के अवसर में संचे हाते है ।

- 3 – Often  
३ अक्सर
- 4 – Regularly  
४ नियमित
- 2 – Sometimes  
२ कभी-कभी

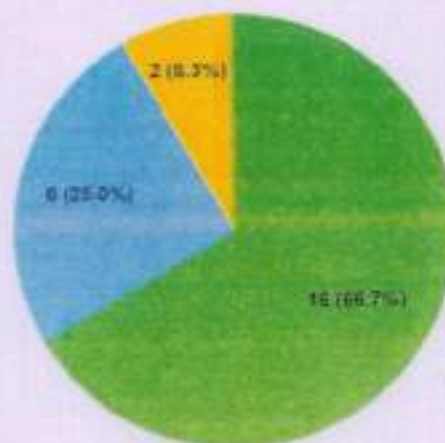


- 54.2% of the students say that the teachers take keen interest in their overall development and promote internship, student exchange, take them for field visit and keep providing them various opportunities for career development **regularly**. 29.2% say that they do it **often**.

8. The teaching and mentoring process in your institution facilitates you in cognitive, social and emotional growth.

८. आपके संस्थान में शिक्षण और सलाह प्रक्रिया आपको संज्ञानात्मक, सामाजिक और भावनात्मक विकास में सुविधा प्रदान करता है ।

- 4 – Significantly  
४ काफी महत्वपूर्ण
- 3 – Very well  
३ बहुत अच्छी
- 2 – Moderately  
२ मध्यम

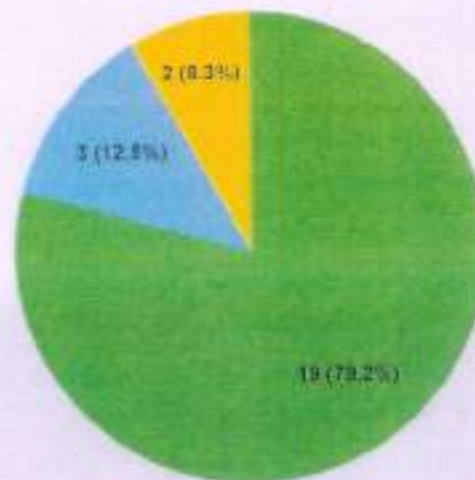


- 66.7% of the students say that the teachers and institution facilitate their cognitive, social and emotional growth through various social and educational initiatives **significantly**.

9. The institution provides multiple opportunities to learn and grow.

९. संस्थान सीखने और बढ़ने के लिए विभिन्न अवसर प्रदान करता है

- 4 – Strongly agree  
४- दृढ़तापूर्वक सहमत
- 3 – Agree  
३- सहमत
- 2 – Neutral  
२- तटस्थ

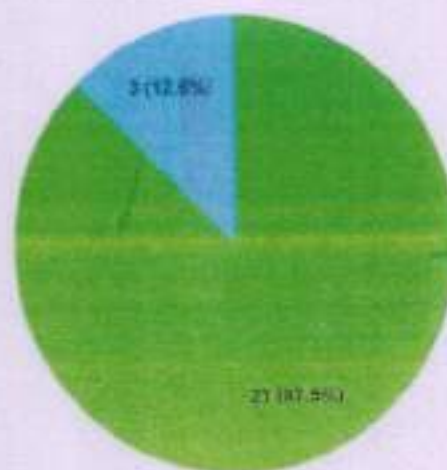


- 79.2% of the students **strongly agree** and 12.5% **agree** that institution provides multiple opportunities to learn and grow.

10. Teachers inform you about your expected competencies, course outcomes and programme outcomes.

१०. शिक्षकों ने आपको अपेक्षित दक्षताओं, पाठ्यक्रम के परिणामों और कार्यक्रम के परिणामों के बारे में सूचित किया है

- 4 – Every time  
४- हमेशा
- 3 – Usually  
३- आमतौर पर

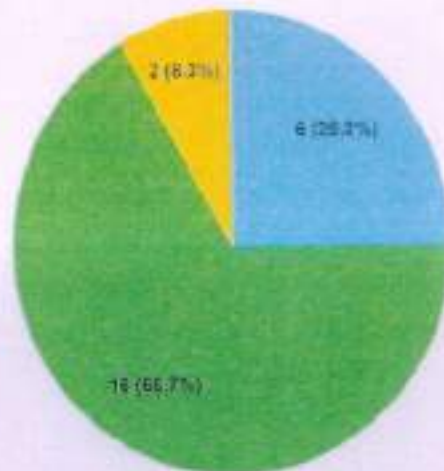


- 87.5% of the students agree that the teachers inform them about the course and programme outcomes and instill the competencies expected out of courses **everytime**.

11. Your mentor does a necessary follow-up with an assigned task to you.

११. आपके गुरु-आपके लिए एक नियत कार्य के साथ एक आवश्यक अनुवर्ती कार्रवाई करता है

- 3 - Usually  
३. आमतौर पर
- 4 - Every time  
४. हमेशा
- 2 - Occasionally/Sometimes  
२. कभी न कभी, कभी कभी

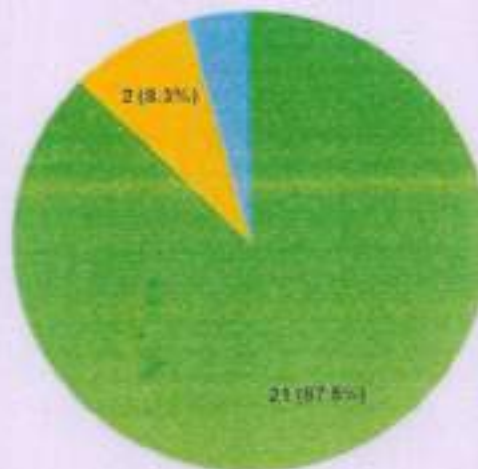


- 66.7% of the students agree that the mentors take continuous follow up of the tasks assigned to them **everytime**.

12. The teachers illustrate the concepts through examples and applications.

१२. शिक्षक उदाहरणों और अनुप्रयोगों के माध्यम से अवधारणाओं को दर्शाते हैं

- 4 - Every time  
४. हमेशा
- 2 - Occasionally/Sometimes  
२. कभी न कभी, कभी कभी
- 3 - Usually  
३. आमतौर पर

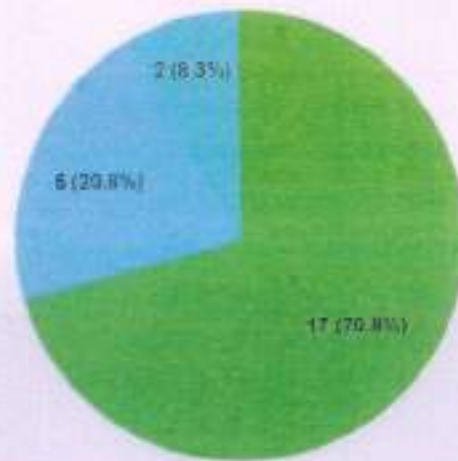


- 87.5% of the students agree that the teachers illustrate the concepts through proper examples and also state application of the learned theories in day to day world **everytime**.

13. The teachers identify your strengths and encourage you with providing right level of challenges.

१३. शिक्षक आपकी ताकत की पहचान करते हैं और आपको चुनौतियों के सही स्तर प्रदान करने के साथ प्रोत्साहित करते हैं

- 4 - Fully  
५. पूर्ण रूप से
- 3 - Reasonably  
३. समायोजित
- 2 - Partially  
२. आंशिक रूप से

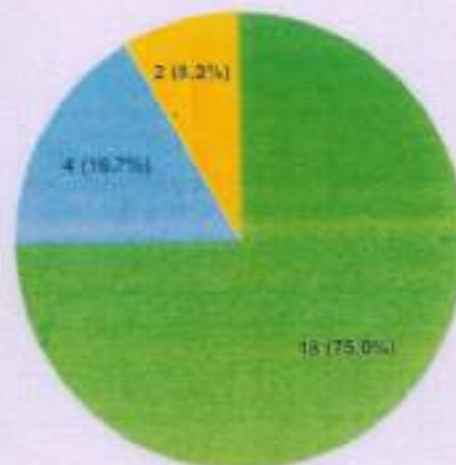


- 70.8% of the students state that the teachers help them **fully**; 20% say that the teachers help them **reasonably** to identify their strengths and encourage them to improve them more by providing challenging tasks.

14. Teachers are able to identify your weaknesses and help you to overcome them.

१४. आपके शिक्षक आपकी कमजोरियों की पहचान करने में समर्थ हैं और आप उनको दूर करने में सहायता करते हैं

- 4 - Every time  
५. हमेशा
- 3 - Usually  
३. आमतौर पर
- 2 - Occasionally  
(Sometimes)  
२. कभी न कभी / कभी कभी

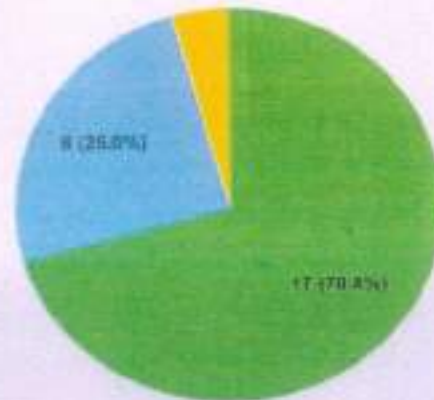


- 75% of the students state that the teachers **every time**; 16.7% of the students state that the teachers **usually** identify their weakness and help them to overcome their weakness.

15. The institution makes effort to engage students in the monitoring, review and continuous quality improvement of the teaching learning process.

१५. संस्थान शिक्षण - शिक्षा प्रक्रिया की निगरानी, समीक्षा और निरंतर गुणवत्ता सुधार में छात्रों को संलग्न करने का प्रयास करता है

- 4 - Strongly agree  
४. हृदयपूर्वक सहमत
- 3 - Agree  
३. सहमत
- 2 - Neutral  
२. तटस्थ

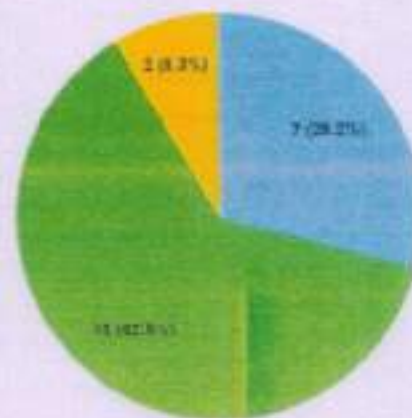


- 70.8% of the students **strongly agree** whereas 25% **agree** that the institution makes efforts to engage students in the monitoring, review and continuous quality improvement of the teaching learning process.

16. The institute/ teachers use student centric methods, such as experiential learning, participative learning and problem solving methodologies for enhancing learning experiences.

१६. संस्थान / शिक्षक छात्र केंद्रित पद्धतियों का प्रयोग करते हैं, जैसे कि अनुभवात्मक शिक्षा, सहभागी शिक्षा और सीखने के अनुभव को बढ़ाने के लिए समस्या सुलझाने के तरीके

- 3 - Moderate  
३. मध्यम
- 4 - To a great extent  
४. काफी हद तक
- 2 - Some what  
२. कुछ हद तक



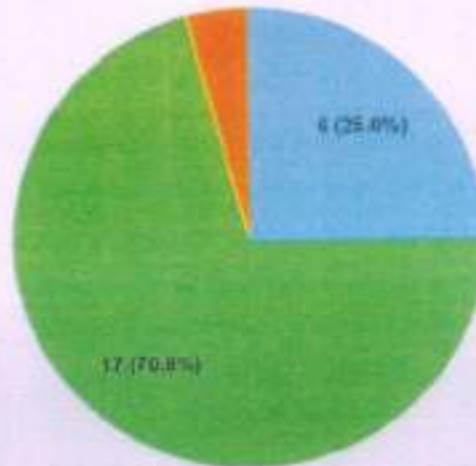
- 62.5% of the students state that the institution and teachers use student centric methods such as experiential learning and participative learning problem solving techniques for enhancing the learning experience of the students **to a great extent**; 29.2% state that teachers do it **moderately**.



17. Teachers encourage you to participate in extracurricular activities.

१७. शिक्षक आपको अतिरिक्त गतिविधियों में भाग लेने के लिए प्रोत्साहित करते हैं

- 3 - Agree  
३. सहमत
- 4 - Strongly agree  
४. दृढ़तापूर्वक सहमत
- 1 - Disagree  
१. असहमत

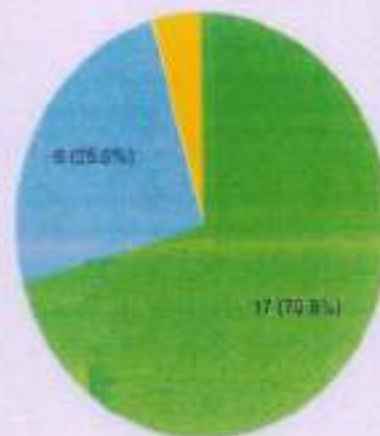


- 70.8% of the students strongly agree and 25% agree that teachers encourage them to participate in extracurricular activities.

18. Efforts are made by the institute/ teachers to inculcate soft skills, life skills and employability skills to make you ready for the world of work.

१८. संस्थान/ शिक्षकों द्वारा रोजगार की दुनिया के लिए तैयार करने के लिए व्यवहार कौशलता (साफ्ट कौशल), जीवन कौशल और रोजगार योग्यता कौशल का आकलन करने या समझाने का प्रयास हुआ है

- 4 - To a great extent  
४. काफी हद तक
- 3 - Moderate  
३. मध्यम
- 1 - Very little  
१. बहुत कम

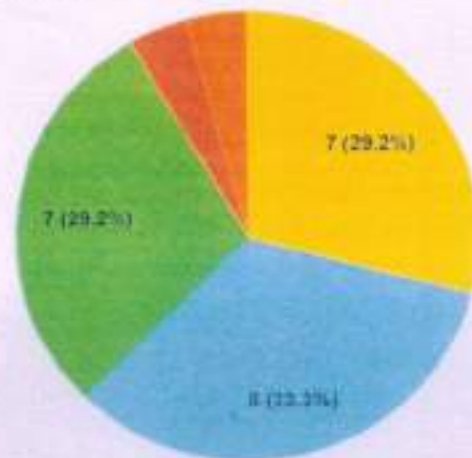


- 70.8% of the students state that the institution and the faculty members place emphasis in inculcating soft skills, life skills and employability skills to make them work ready to a great extent.

19. What percentage of teachers use ICT tools such as LCD projector, Multimedia, etc. while teaching.

१९. सीखाने के समय कितने शिक्षकों का प्रतिशत एलसीडी प्रक्षेपक (प्रोजेक्टर), मल्टीमीडिया इत्यादी जैसे सूचना एवं संप्रेषण तकनीक (आईसीटी) का उपयोग करते हैं

- 2 - 50 - 69%  
२. ५० से ६९% तक
- 3 - 70 - 89%  
३. ७० से ८९% तक
- 4 - Above 90%  
४. ९०% से ज्यादा
- 0 - Below 29%  
०. २९% से कम
- 1 - 30 - 49%  
१. ३० से ४९% तक

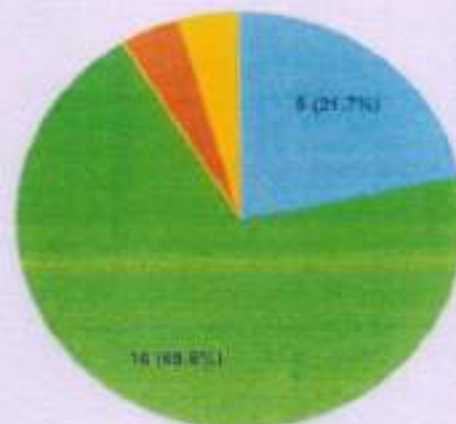


- 91.7% of the students state that **more than 50% teachers** use ICT tools such as projector, multimedia, etc while teaching.

20. The overall quality of teaching-learning process in your institute is very good.

२०. आपके संस्थान में शिक्षा- शिक्षण प्रक्रिया की समग्र गुणवत्ता बहुत अच्छी है

- 3 - Agree  
३. सहमत
- 4 - Strongly agree  
४. दृढ़तापूर्वक सहमत
- 1 - Disagree  
१. असहमत
- 2 - Neutral  
२. तटस्थ



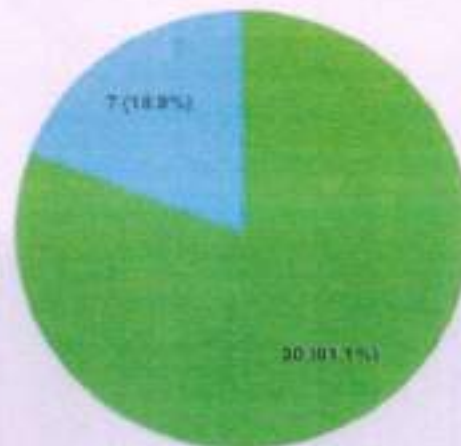
- 69.6% of the students **strongly agree**; 21.7% **agree** that the overall quality of teaching learning process in our institute is very good.

## SYBAF 2022-2023

1. How much of the syllabus was covered in the class?

१. कक्षा में कितने पाठ्यक्रम (सिलेबस) कवर किया गया था।

- 4 - 85 to 100%  
4. 85 से 100% तक
- 3 - 70 to 84%  
3. 70 से 84% तक

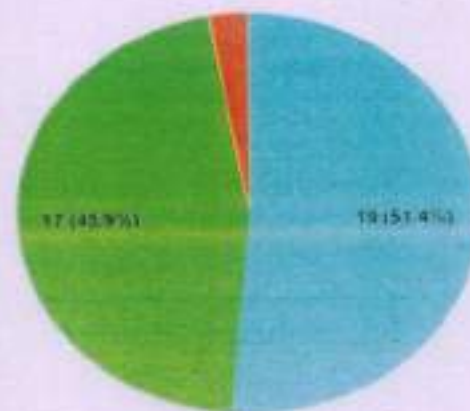


- 81.1% of the students state that teachers cover **more than 85%** of the syllabus in the Class.

2. How well did the teachers prepare for the classes?

२. कक्षाओं के लिए शिक्षक ने कितनी अच्छी तरह से तैयार किया है?

- 4 - Thoroughly  
4. संपूर्णतया / सर्वथा
- 3 - Satisfactorily  
3. सतोषजनक
- 2 - Poorly  
2. बहुत खराब (2.7%)

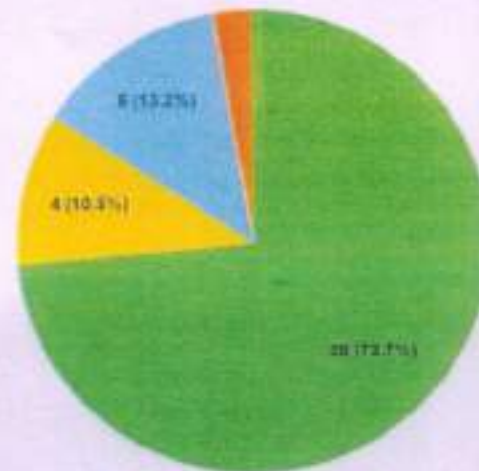


- 51.4% of the students state that teachers prepare for the class **thoroughly**.
- 45.9% say that they are **satisfied** by teaching efforts.

3. How well were the teachers able to communicate?

३. शिक्षक संवाद करने में कितने सक्षम है।

- 4 – Always effective  
४. हमेशा प्रभावात्मक
- 2 – Just satisfactorily  
२. केवल सातोपजनक
- 3 – Sometimes effective  
३. कभी – कभी प्रभावात्मक
- 1 – Generally ineffective  
१. आम तौर पर अप्रभावी  
1(2.8%)

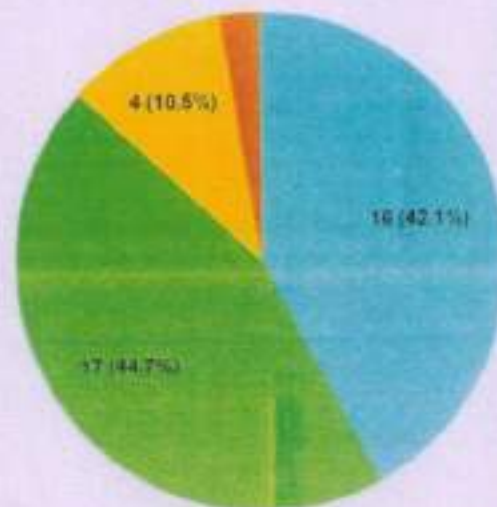


- 73.7% of the students say that the teachers are **always effective** in communication.

4. The teacher's approach to teaching can best be described as

४. शिक्षण दृष्टिकोण से शिक्षकों को सबसे अच्छा बताया जा सकता है

- 3 – Very good  
३. बहुत अच्छा
- 4 – Excellent  
४. उत्कृष्ट
- 2 – Good  
२. उत्तम
- 1 – Fair  
१. निष्पक्ष  
1(2.8%)



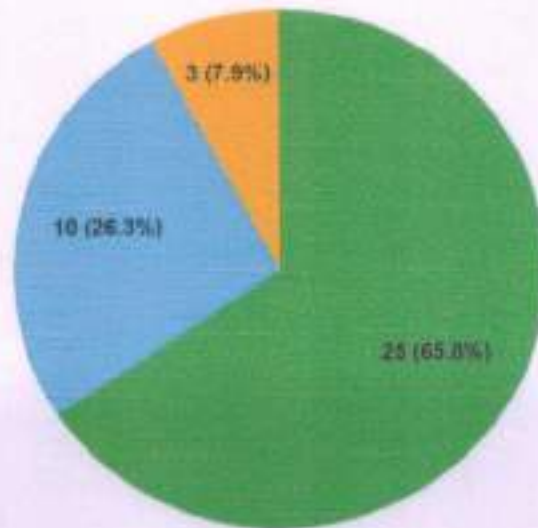
- 44.7% of the students say that the teachers are **excellent** in their approach towards them.
- 42.1% state that the teachers are **very good** in their approach towards them.



5. Fairness of the internal evaluation process by the teachers.

५. शिक्षकों द्वारा आंतरिक मूल्यांकन प्रक्रिया की निष्पक्षता

- 4 – Always fair  
५. हमेशा निष्पक्ष
- 3 – Usually fair  
३. आम तौर पर निष्पक्ष
- 2 – Sometimes unfair  
२. कभी-कभी अनुचित

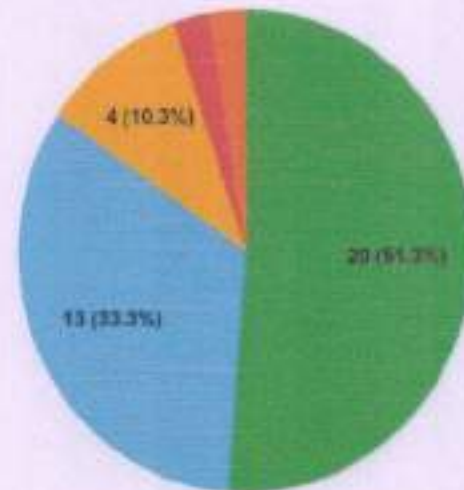


- 65.8% of the students state that the teachers are always fair in the Evaluation Process.
- 26.3% state that the teachers are usually fair in the Evaluation Process.

6. Was your performance in assignments discussed with you?

६. कार्य में अपने प्रदर्शन आपके साथ चर्चा की गई थी

- 4 – Every time  
५. हर बार
- 3 – Usually  
३. आम तौर पर
- 2 – Occasionally / Sometimes  
२. कभी-न-कभी / कभी-कभी
- 0 – Never  
०. कभी नहीं 1(2.6%)
- 1 – Rarely  
१. दुर्लभ 1(2.6%)

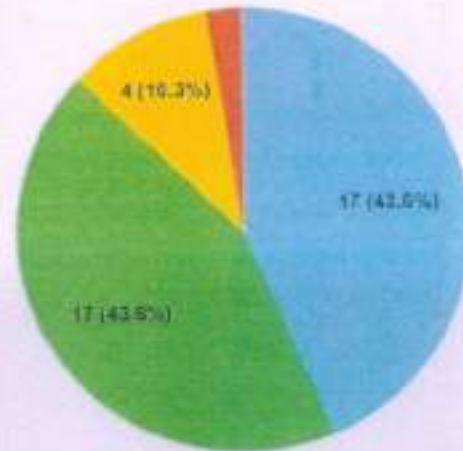


- 51.3% of the students say that the teachers discuss their assignment evaluation with them **Every time**. 33.3% say it is discussed **usually**.

7. The institute takes active interest in promoting internship, student exchange, field visit opportunities for students.

७. आपके संस्थान प्रशिक्षण (इंटरनशिप), छात्र विनिमय (एक्सचेंज), क्षेत्र की यात्रा (फिल्ड विजिट) के अवसर में रचि हाते हे ।

- 3 - Often  
३ - अक्सर
- 4 - Regularly  
४ - नियमित
- 2 - Sometimes  
२ - कभी-कभी
- 0 - Never  
० - कभी नहीं  
1 (2.6%)

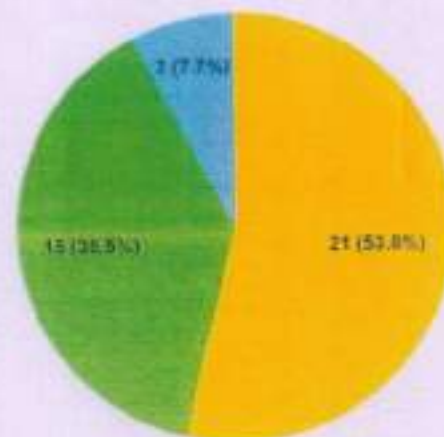


- 43.6% of the students say that the teachers take keen interest in their overall development and promote internship, student exchange, take them for field visit and keep providing them various opportunities for career development **regularly**; 43.6% of the students say that the teachers do it **often**.

8. The teaching and mentoring process in your institution facilitates you in cognitive, social and emotional growth.

८. आपके संस्थान में शिक्षण और सलाह प्रक्रिया आपको संज्ञानात्मक, सामाजिक और भावनात्मक विकास में सुविधा प्रदान करता है ।

- 3 - Very well  
३ - बहुत अच्छा
- 4 - Significantly  
४ - काफी महत्वपूर्ण
- 2 - Moderately  
२ - मध्यम

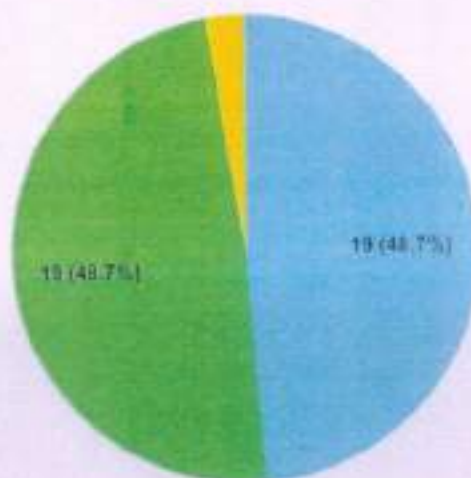


- 53.8% of the students say that the teachers and institution facilitate their cognitive, social and emotional growth through various social and educational initiatives **very well**; 38.5% say they do it **significantly**.

9. The institution provides multiple opportunities to learn and grow.

९. संस्थान सीखने और बढ़ने के लिए विभिन्न अवसर प्रदान करता है

- 3 - Agree  
३. सहमत
- 4 - Strongly agree  
४. इतनापूर्वक सहमत
- 2 - Neutral  
२. तटस्थ 1(2.6%)

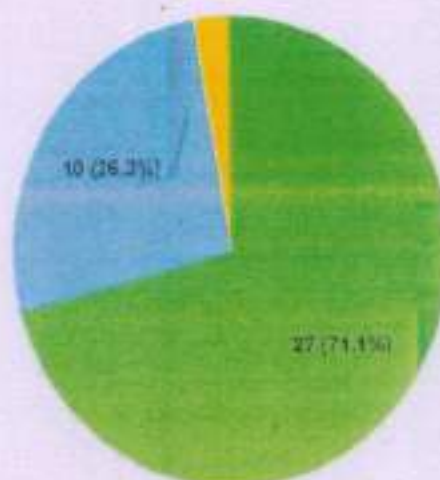


- 48.7% of the students **agree** and 48.7% **strongly agree** that institution provides multiple opportunities to learn and grow.

10. Teachers inform you about your expected competencies, course outcomes and programme outcomes.

१०. शिक्षकों ने आपको अपेक्षित दक्षताओं, पाठ्यक्रम के परिणामों और कार्यक्रम के परिणामों के बारे में सूचित किया है

- 4 - Every time  
४. हमेशा
- 3 - Usually  
३. आमतौर पर
- 2 - Occasionally / Sometimes  
२. कभी न कभी / कभी कभी 1(2.6%)

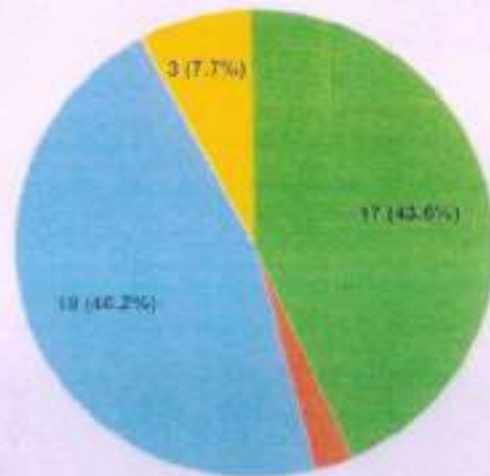


- 71.1% of the students agree that the teachers inform them about the course and programme outcomes and instill the competencies expected out of courses **everytime**.

11. Your mentor does a necessary follow-up with an assigned task to you.

११. आपके गुरु आपके लिए एक निपत कार्य के साथ एक आवश्यक अनुवर्ती कार्रवाई कराता हैं

- 4 - Every time  
४. हमेशा
- 0 - I don't have a mentor  
०. मेरा कोई शिक्षक नहीं  
1 (2.9%)
- 3 - Usually  
3. आमतौर पर
- 2 - Occasionally / Sometimes  
२. कभी न कभी / कभी कभी

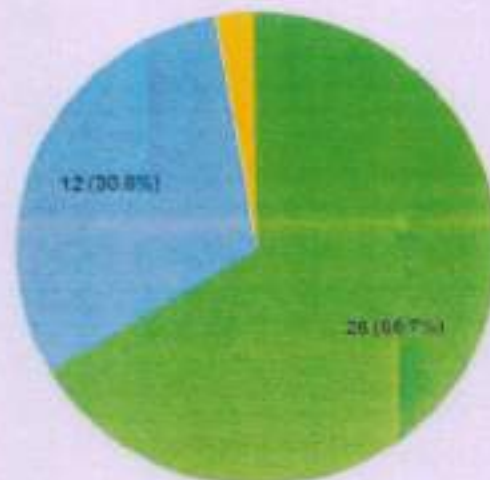


- 43.6% of the students agree that the mentors take continuous follow up of the tasks assigned to them **everytime**. 46.2% say they do it **usually**.

12. The teachers illustrate the concepts through examples and applications.

१२. शिक्षक उदाहरणों और अनुप्रयोगों के माध्यम से अवधारणाओं को दर्शाते हैं

- 4 - Every time  
४. हमेशा
- 3 - Usually  
3. आमतौर पर
- 2 - Occasionally / Sometimes  
२. कभी न कभी / कभी कभी 1 (2.9%)



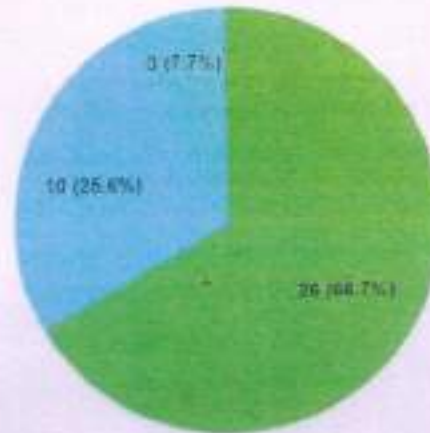
- 66.7% of the students agree that the teachers illustrate the concepts through proper examples and also state application of the learned theories in day-to-day world **everytime** 30.8% state that teachers do it **usually**.



13. The teachers identify your strengths and encourage you with providing right level of challenges.

१३. शिक्षक आपकी ताकत की पहचान करते हैं और आपको चुनौतियों के सही स्तर प्रदान करने के साथ प्रोत्साहित करते हैं

- 4 - Fully  
४. पूर्ण रूप से
- 3 - Reasonably  
३. धर्मांतर
- 2 - Partially  
२. आंशिक रूप से

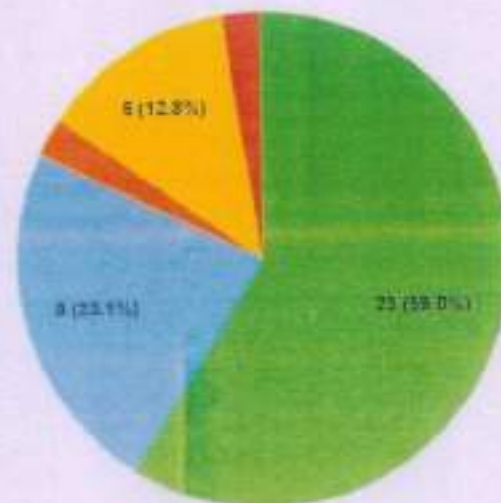


- 66.7% of the students state that the teachers help them **fully**; 25.6% say that the teachers help them **reasonably** to identify their strengths and encourage them to improve them

14. Teachers are able to identify your weaknesses and help you to overcome them.

१४. आपके शिक्षक आपकी कमजोरियों की पहचान करने में समर्थ हैं और आप उनको दूर करने में सहायता करते हैं

- 4 - Every time  
४. हमेशा
- 3 - Usually  
३. आमतौर पर
- 1 - Rarely  
१. बहुत कम (2.6%)
- 2 - Occasionally / Sometimes  
२. कभी न कभी / कभी कभी
- 0 - Never  
०. कभी नहीं (2.6%)

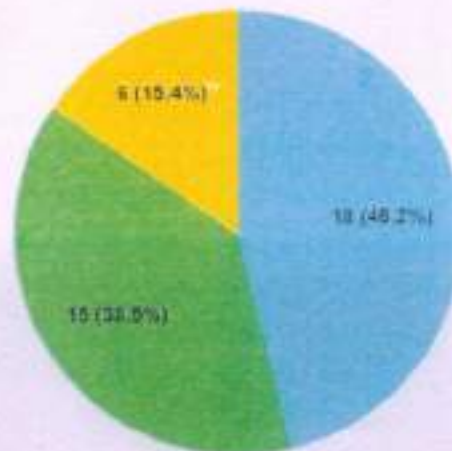


- 59% of the students state that the teachers **every time**; 23.1% of the students state that the teachers **usually** identify their weakness and help them to overcome their weakness.

15. The institution makes effort to engage students in the monitoring, review and continuous quality improvement of the teaching learning process.

१५. संस्थान शिक्षण – शिक्षा प्रक्रिया की निगरानी, समीक्षा और निरंतर गुणवत्ता सुधार में छात्रों को संलग्न करने का प्रयास करता है।

- 3 - Agree  
३. सहमत
- 4 - Strongly agree  
४. दृढ़तापूर्वक सहमत
- 2 - Neutral  
२. तटस्थ



- 38.5% of the students **strongly agree** whereas **46.2% agree** that the institution makes efforts to engage students in the monitoring, review and continuous quality improvement of

16. The institution/ teachers use student centric methods, such as experiential learning, participative learning and problem solving methodologies for enhancing learning experiences.

१६. संस्थान/ शिक्षक छात्र केंद्रित पध्दतियों का प्रयोग करते हैं, जैसे कि अनुभववात्मक शिक्षा, सहभागी शिक्षा और सीखने के अनुभव को बढ़ाने के लिए समस्या सुलझाने के तरीके।

- 4 - To a great extent  
४. काफी हद तक
- 3 - Moderate  
३. मध्यम
- 2 - Some what  
२. कुछ हद तक
- 1 - Very little  
१. बहुत कम

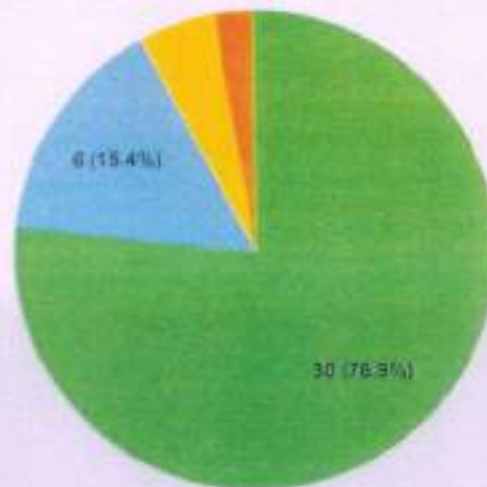


- 38.5% of the students state that the institution and teachers use student centric methods such as experiential learning and participative learning problem solving techniques for enhancing the learning experience of the students **to a great extent**; **30.8% state that teachers do it moderately**.

17. Teachers encourage you to participate in extracurricular activities.

१७. शिक्षक आपको अतिरिक्त गतिविधियों में भाग लेने के लिए प्रोत्साहित करते हैं

- 4 – Strongly agree  
४. दृढ़तापूर्वक सहमत
- 3 – Agree  
३. सहमत
- 2 – Neutral  
२. तटस्थ - 2(5.1%)
- 1 – Disagree  
१. असहमत 1(2.5%)

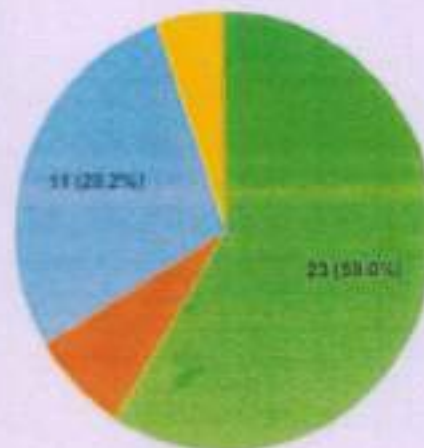


- 76.9% of the students strongly agree and 15.4% agree that teachers encourage them to participate in extracurricular activities.

18. Efforts are made by the institute/ teachers to inculcate soft skills, life skills and employability skills to make you ready for the world of work.

१८. संस्थान / शिक्षकों द्वारा रोजगार की दुनिया के लिए तैयार करने के लिए व्यवहार कौशलता (साफ्ट कौशल), जीवन कौशल और रोजगार योग्यता कौशल का आकलन करने या समझाने का प्रयास हुआ है

- 4 – To a great extent  
४. काफी हद तक
- 1 – Very little  
१. बहुत कम 3(7.7%)
- 3 – Moderate  
३. मध्यम
- 2 – Some what  
२. कुछ हद तक 2(5.1%)

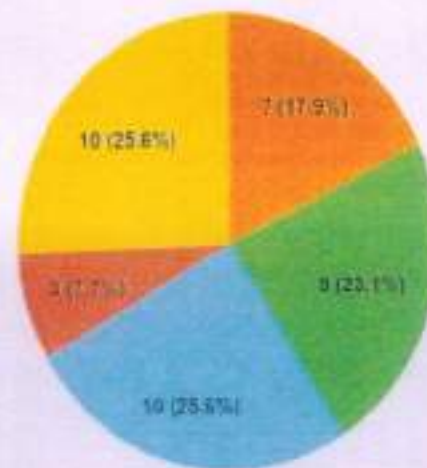


- 59% of the students state that the institution and the faculty members place emphasis in inculcating soft skills, life skills and employability skills to make them work ready to a great extent.

19. What percentage of teachers use ICT tools such as LCD projector, Multimedia, etc. while teaching.

१९. सीखाने के समय कितने शिक्षकों का प्रतिशत एलसीडी प्रक्षेपक (प्रोजेक्टर), मल्टीमीडिया इत्यादी जैसे सूचना एवं संप्रेषण तकनीक (आईसीटी) का उपयोग करते हैं

- 1 - 30 - 49%  
1. 30 से 49% तक
- 4 - Above 99%  
4. 99% से ज्यादा
- 3 - 70 - 89%  
3. 70 से 89% तक
- 0 - Below 29%  
0. 29% से कम
- 2 - 50 - 69%  
2. 50 से 69% तक



- 66.6% of the students state that **more than 50% teachers** use ICT tools such as projector, multimedia, etc while teaching.

20. The overall quality of teaching-learning process in your institute is very good.

२०. आपके संस्थान में शिक्षा- शिक्षण प्रक्रिया की समग्र गुणवत्ता बहुत अच्छी है

- 4 - Strongly agree  
4. दृढ़तापूर्वक सहमत
- 3 - Agree  
3. सहमत
- 2 - Neutral  
2. नटवश



- 51.3% of the students **strongly agree**; 41% **agree** that the overall quality of teaching-learning process in our institute is **very good**.

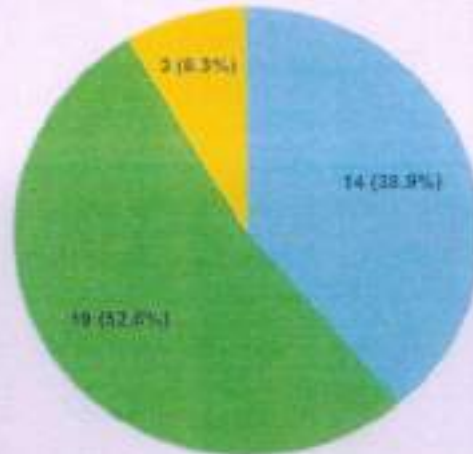


## TYBAF 2022-2023

1. How much of the syllabus was covered in the class?

१. कक्षा में कितने पाठ्यक्रम (सिलेबस) कवर किया गया था।

- 3 - 70 to 84%  
3. ७० से ८४ % तक
- 4 - 85 to 100%  
4. ८५ से १००% तक
- 2 - 55 to 69%  
2. ५५ से ६९ % तक

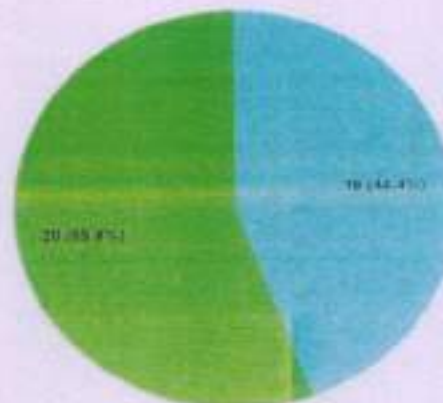


- 52.8% of the students state that teachers cover **more than 85%** of the syllabus in the Class.

2. How well did the teachers prepare for the classes?

२. कक्षाओं के लिए शिक्षक ने कितनी अच्छी तरह से तैयार किया है?

- 4 - Thoroughly  
4. स्थापित/सर्वथा
- 3 - Satisfactorily  
3. सन्तोषजनक

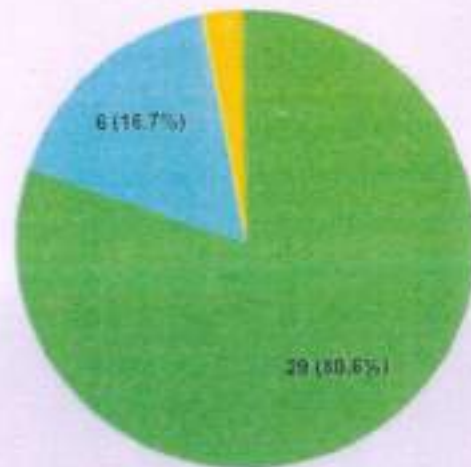


- 55.6% of the students state that teachers prepare **satisfactorily** for the class; 44.4% say that they prepare for the class **thoroughly**.

3. How well were the teachers able to communicate?

3. शिक्षक संवाद करने में कितने सक्षम है।

- 4 – Always effective  
4. हमेशा प्रभावात्मक
- 3 – Sometimes effective  
3. कभी – कभी प्रभावात्मक
- 2 – Just satisfactorily  
2. केवल सतोषजनक
- 1 (2.8%)

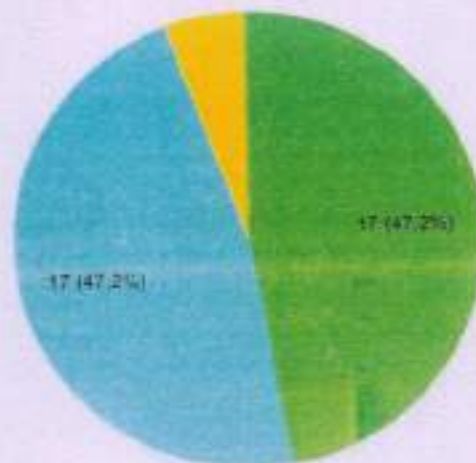


- 80.6% of the students say that the teachers are **always effective** in communication.

4. The teacher's approach to teaching can best be described as

4. शिक्षण दृष्टिकोण से शिक्षकों को सबसे अच्छा बताया जा सकता है

- 4 – Excellent  
4. उत्कृष्ट
- 3 – Very good  
3. बहुत अच्छा
- 2 – Good  
2. उत्तम
- 1 (5.6%)

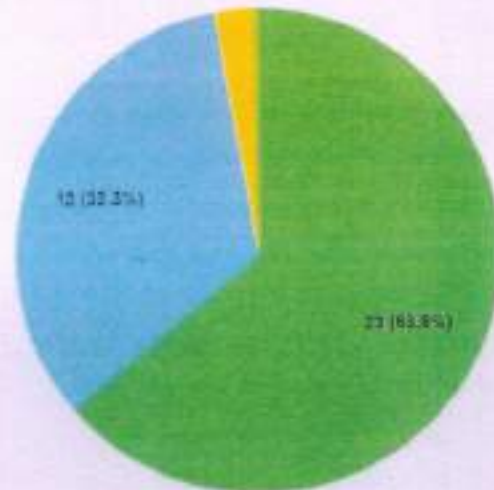


- 47.2% of the students say that the teachers are **excellent** in their approach towards them.
- 47.2% state that the teachers are **very good** in their approach towards them.

5. Fairness of the internal evaluation process by the teachers.

५. शिक्षकों द्वारा आंतरिक मूल्यांकन प्रक्रिया की निष्पक्षता

- 4 – Always fair  
५. हमेशा निष्पक्ष
- 3 – Usually fair  
३. आम तौर पर निष्पक्ष
- 2 – Sometimes unfair  
२. कभी-कभी अनुचित  
1 (2.0%)

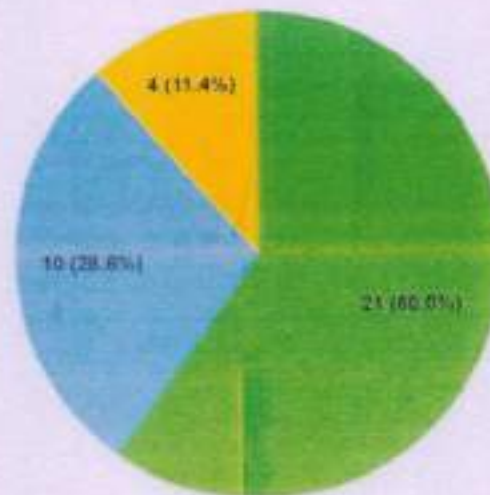


- 63.9% of the students state that the teachers are **always fair** in the Evaluation Process.
- 33.3% state that the teachers are **usually fair** in the Evaluation Process.

6. Was your performance in assignments discussed with you?

६. कार्य में अपने प्रदर्शन आपके साथ चर्चा की गई थी

- 4 – Every time  
५. हर बार
- 3 – Usually  
३. आम तौर पर
- 2 – Occasionally  
Sometimes  
२. कभी-कभी  
कभी-कभी



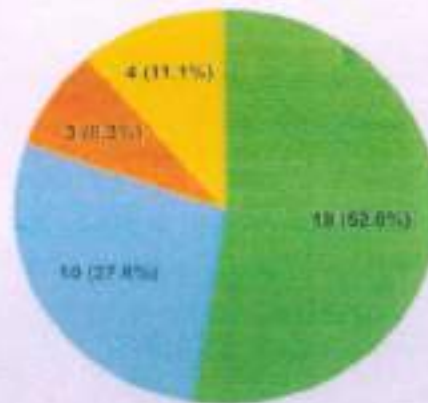
- 60.0% of the students say that the teachers discuss their assignment evaluation with them **everytime**.



7. The institute takes active interest in promoting internship, student exchange, field visit opportunities for students.

७. आपके संस्थान प्रशिक्षण (इंटरनशिप), छात्र विनिमय (एक्सचेंज), क्षेत्र की यात्रा (फिल्ड विजिट) के अवसर में रचि हाते है ।

- 4 - Regularly  
५. निगमित
- 3 - Often  
३. अक्सर
- 1 - Rarely  
१. दुर्लभ
- 2 - Sometimes  
२. कभी-कभी

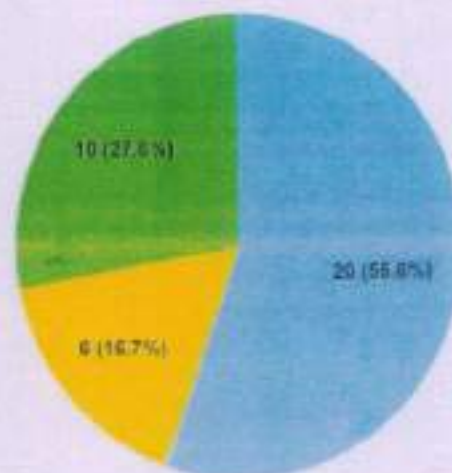


- 52.8% of the students say that the teachers take keen interest in their overall development and promote internship, student exchange, take them for field visit and keep providing them various opportunities for career development **regularly**.

8. The teaching and mentoring process in your institution facilitates you in cognitive, social and emotional growth.

८. आपके संस्थान में शिक्षण और सलाह प्रक्रिया आपको संज्ञानात्मक, सामाजिक और भावनात्मक विकास में सुविधा प्रदान करता है ।

- 3 - Very well  
३. बहुत अच्छा
- 2 - Moderately  
२. मध्यम
- 4 - Significantly  
५. काफी महत्वपूर्ण



- 55.6% of the students say that the teachers take keen interest in their overall development and promote internship, student exchange, take them for field visit and keep providing them various opportunities for career development **moderately**; 27.8% say **significantly**.

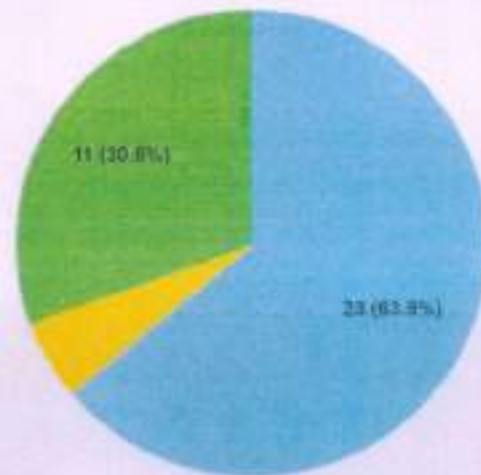




9. The institution provides multiple opportunities to learn and grow.

९. संस्थान सीखने और बढ़ने के लिए विभिन्न अवसर प्रदान करता है

- 1 - Agree  
१. सहमत
- 2 - Neutral  
२. तटस्थ 2(5.8%)
- 4 - Strongly agree  
४. रूढ़तापूर्वक  
सहमत

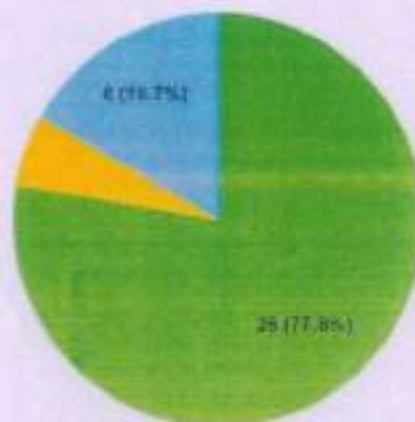


- 63.9% of the students **agree** and 30.6% **strongly agree** that institution provides multiple opportunities to learn and grow.

10. Teachers inform you about your expected competencies, course outcomes and programme outcomes.

१०. शिक्षकों ने आपको अपेक्षित दक्षताओं, पाठ्यक्रम के परिणामों और कार्यक्रम के परिणामों के बारे में सूचित किया है

- 4 - Every time  
४. हमेशा
- 2 - Occasionally/Sometimes  
२. कभी-कभी / कभी-कभी  
2(5.6%)
- 3 - Usually  
३. आमतौर पर

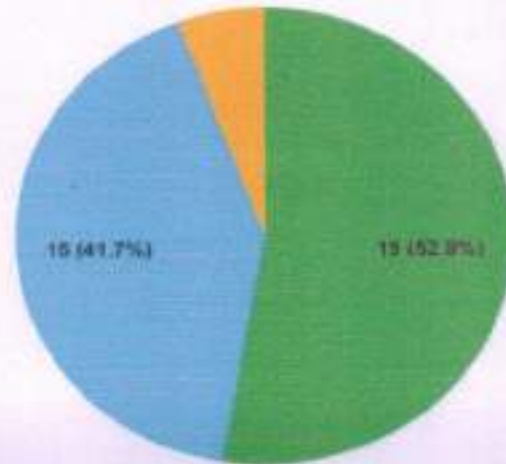


- 77.8% of the students agree that the teachers inform them about the course and programme outcomes and instill the competencies expected out of courses **everytime**

11. Your mentor does a necessary follow-up with an assigned task to you.

११. आपके गुरु आपके लिए एक नियत कार्य के साथ एक आवश्यक अनुवर्ती कार्रवाई कराता हैं

- 4 – Every time  
४. हमेशा
- 3 – Usually  
३. आमतौर पर
- 2 – Occasionally / Sometimes  
२. कभी न कभी / कभी कभी 2(5.6%)

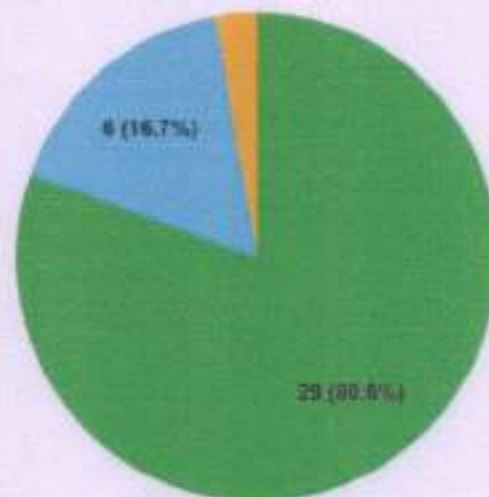


- 52.8% of the students agree that the mentors take continuous follow up of the tasks assigned to them **everytime**; 41.7% say **usually**.

12. The teachers illustrate the concepts through examples and applications.

१२. शिक्षक उदाहरणों और अनुप्रयोगों के माध्यम से अवधारणाओं को दर्शाते हैं

- 4 – Every time  
४. हमेशा
- 3 – Usually  
३. आमतौर पर
- 2 – Occasionally / Sometimes  
२. कभी न कभी / कभी कभी 1(2.8%)

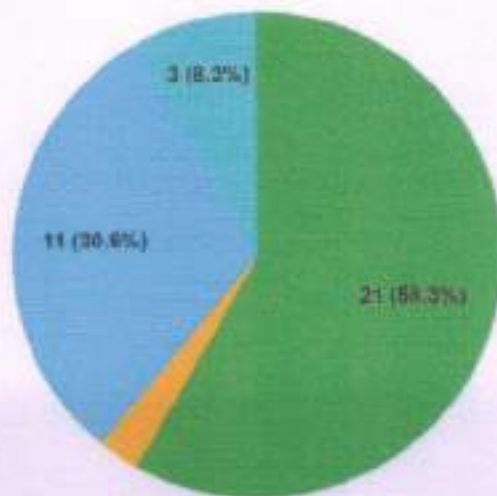


- 80.6% of the students agree that the teachers illustrate the concepts through proper examples and also state application of the learned theories in day to day world **everytime**, 16.7% state that teachers do it **usually**.

13. The teachers identify your strengths and encourage you with providing right level of challenges.

१३. शिक्षक आपकी ताकत की पहचान करते हैं और आपको चुनौतियों के सही स्तर प्रदान करने के साथ प्रोत्साहित करते हैं

- 4 – Fully  
४. पूर्ण रूप से
- 1 – Slightly  
१. थोड़ा थोड़ा
- 3 – Reasonably  
३. पर्याप्त
- 2 – Partially  
२. आंशिक रूप से

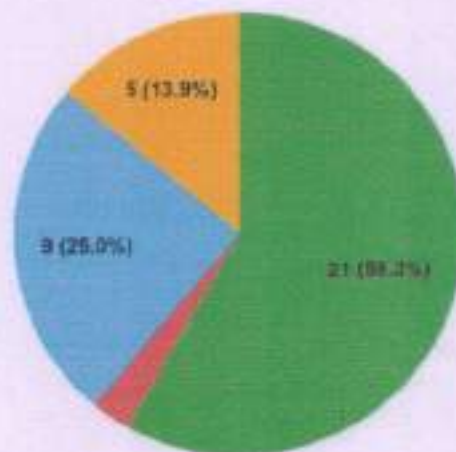


- 58.3% of the students state that the teachers help them **fully**; 30.6% say that the teachers help them **reasonably** to identify their strengths and encourage them to improve them more by providing challenging tasks.

14. Teachers are able to identify your weaknesses and help you to overcome them.

१४. आपके शिक्षक आपकी कमजोरियों की पहचान करने में समर्थ हैं और आप उनको दूर करने में सहायता करते हैं

- 4 – Every time  
४. हमेशा
- 1 – Rarely  
१. बहुत कम 1(2.8%)
- 3 – Usually  
३. आमतौर पर
- 2 – Occasionally / Sometimes  
२. कभी न कभी / कभी कभी



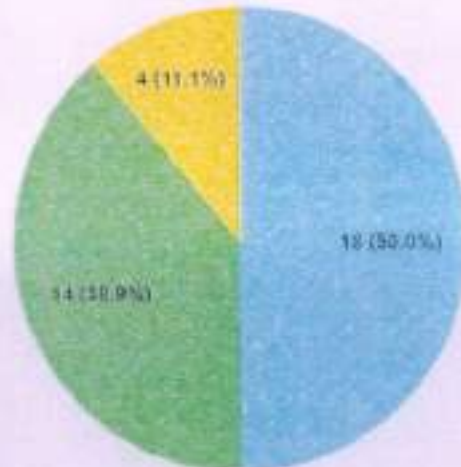
- 58.3% of the students state that the teachers **every time**; 25% of the students state that the teachers **usually** identify their weakness and help them to overcome their weakness.



15. The institution makes effort to engage students in the monitoring, review and continuous quality improvement of the teaching learning process.

१५. संस्थान शिक्षण - शिक्षा प्रक्रिया की निगरानी, समीक्षा और निरंतर गुणवत्ता सुधार में छात्रों को संलग्न करने का प्रयास करता है

- 3 - Agree  
३. सहमत
- 4 - Strongly agree  
४. दृढ़तापूर्वक सहमत
- 2 - Neutral  
२. तटस्थ



- 38.9% of the students **strongly agree** whereas **50% agree** that the institution makes efforts to engage students in the monitoring, review and continuous quality improvement of the teaching learning process.

16. The institute/ teachers use student centric methods, such as experiential learning, participative learning and problem solving methodologies for enhancing learning experiences.

१६. संस्थान / शिक्षक छात्र केंद्रित पध्दतियों का प्रयोग करते हैं, जैसे कि अनुभवात्मक शिक्षा, सहभागी शिक्षा और सीखने के अनुभव को बढ़ाने के लिए समस्या मूलज्ञान के तरीके

- 4 - To a great extent  
४. काफी हद तक
- 3 - Moderate  
३. मध्यम
- 2 - Some what  
२. कुछ हद तक

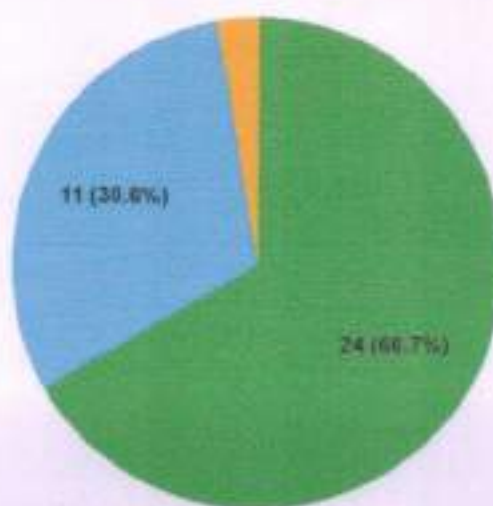


- 44.4% of the students state that the institution and teachers use student centric methods such as experiential learning and participative learning problem solving techniques for enhancing the learning experience of the students **moderately**; **41.7% state that teachers do it to a great extent.**

17. Teachers encourage you to participate in extracurricular activities.

१७. शिक्षक आपको अतिरिक्त गतिविधियों में भाग लेने के लिए प्रोत्साहित करते हैं

- 4 – Strongly agree  
४. दृढतापूर्वक सहमत
- 3 – Agree  
३. सहमत
- 2 – Neutral  
२. तटस्थ 1(2.8%)

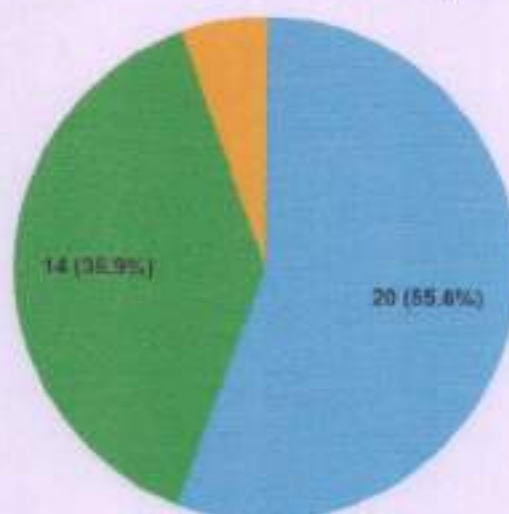


- 66.7% of the students strongly agree and 30.6% agree that teachers encourage them to participate in extracurricular activities.

18. Efforts are made by the institute/ teachers to inculcate soft skills, life skills and employability skills to make you ready for the world of work.

१८. संस्थान/ शिक्षकों द्वारा रोजगार की दुनिया के लिए तैयार करने के लिए व्यवहार कशलता (साफ्ट कौशल), जीवन कौशल और रोजगार योग्यता कौशल का आकलन करने या समझाने का प्रयास हुआ है

- 3 – Moderate  
३. मध्यम
- 4 – To a great extent  
४. काफी हद तक
- 2 – Some what  
२. कुछ हद तक 2(5.6%)

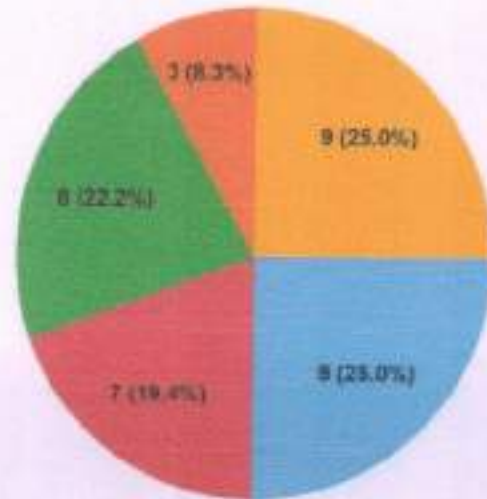


- 38.9% of the students state that the institution and the faculty members place emphasis in inculcating soft skills, life skills and employability skills to make them work ready to a great extent whereas 55.6% say that they do moderately.

19. What percentage of teachers use ICT tools such as LCD projector, Multimedia, etc. teaching.

१९. सीखाने के समय कितने शिक्षकों का प्रतिशत एलसीडी प्रक्षेपक (प्रोजेक्टर), मल्टीमीडिया इत्यादी जैसे सूचना एव संप्रषण तकनीक (आईसीटी) का उपयोग करते हैं

- 2 – 50 – 69%  
२. ५० से ६९% तक
- 3 – 70 – 89%  
३. ७० से ८९% तक
- 0 – Below 29%  
०. २९% से कम
- 4 – Above 90%  
४. ९०% से ज्यादा
- 1 – 30 – 49%  
१. ३० से ४९% तक

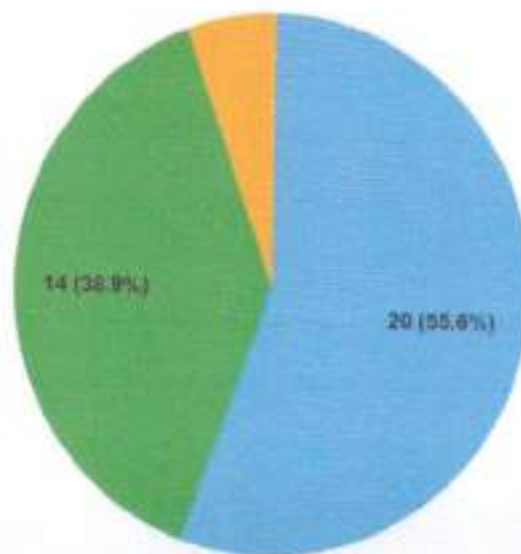


- **72.4%** of the students state that **more than 50% teachers** use ICT tools such as projector, multimedia, etc while teaching.

20. The overall quality of teaching-learning process in your institute is very good.

२०. आपके संस्थान में शिक्षा- शिक्षण प्रक्रिया की समग्र गुणवत्ता बहुत अच्छी है

- 3 - Agree  
३. सहमत
- 4 - Strongly agree  
४. दृढतापूर्वक सहमत
- 2 - Neutral  
२. तटस्थ 2(5.6%)



38.9% of the students strongly agree whereas 55.6% agree that the quality of teaching – learning process in our institution is very good.

### Conclusive Summary:

Through the overall analysis of the SSS conducted for the year 2022-2023 more than 85% of the students are satisfied by the college and its overall facilities and they are highly satisfied by the teaching and mentoring of the teachers. The SSS analysis reflects a positive picture of our academic standing. The report highlights strengths in academic excellence, faculty quality, and infrastructure. It acknowledges our commitment in fostering a student-centric environment, with positive feedback on the diverse range of programs offered. The feedback serves as a valuable affirmation of our commitment for continuous improvement and excellence in all aspects of our academic endeavors.

  
**IQAC/NAAC**  
 Co-ordinator  
 Konkan Gyanpeeth Uran College,  
 of Commerce & Arts, Uran-Raigad

  
**Dr. Baliram N. Gaikwad**  
 Principal  
 Konkan Gyanpeeth, Uran College of  
 Commerce and Arts, Uran - Raigad