

**KONKAN GYANPEETH**  
**URAN COLLEGE OF COMMERCE AND ARTS**



Permanently Affiliated to University of Mumbai,  
Re-Accredited with 'B' Grade by NACC, u.s.2 (f) & 12 (B) by U.G.C.  
Near Tahsil Office, Uran, Raigad Maharashtra, 400702 Contact No. 022 - 27220376 / 27221567  
Email :- [uran\\_college@rediffmail.com](mailto:uran_college@rediffmail.com) / [kguc7star@gmail.com](mailto:kguc7star@gmail.com) Web site- [www.kguc.org](http://www.kguc.org)

**Questionnaire of Student Satisfaction Survey 2021-2022**

**National Assessment and Accreditation Council (NAAC)**

**Student Satisfaction Survey**

**Key Indicator - 2.7.1**

**Under Criterion II of Teaching – Learning and Evaluation**

**CLASS:**

**ROLL NO.:**

**Guidelines for Students**

NAAC (National Assessment and accreditation council) is conducting a Student Satisfaction Survey regarding Teaching – Learning and Evaluation, which will help to upgrade the quality in higher education. A student will have to respond to all the questions given in the following format with her/his sincere effort and thought. Her/his identity will not be revealed.

A) Please confirm this is the first and only time you answer this survey.

a) Yes  b) No

B) Age: C) College Name:

D) Gender: a) Female  b) Male  c) Transgender

E) What degree program are you pursuing now?

a) Bachelor's  b) Master's  c) MPhil   
d) Doctorate  e) Other ( )

F) What subject area are you currently pursuing?

a) Arts  b) Commerce  c) Science   
d) Professional  e) Other: ( )

**Instructions to fill the questionnaire**

- All questions should be compulsorily attempted.
- Each question has five responses, choose the most appropriate one.
- The response to the qualitative question no. 21 is student's opportunity to give suggestions or improvements; she/he can also mention weaknesses of the institute here. (Kindly restrict your response to teaching learning process only)


## Criterion II – Teaching–Learning and Evaluation

### Student Satisfaction Survey on Teaching Learning Process




Following are questions for online student satisfaction survey regarding teaching learning process.

1. How much of the syllabus was covered in the class?
  - 4 – 85 to 100%
  - 3 – 70 to 84%
  - 2 – 55 to 69%
  - 1– 30 to 54%
  - 0 –Below 30%
  
2. How well did the teachers prepare for the classes?
  - 4 –Thoroughly
  - 3 – Satisfactorily
  - 2 – Poorly
  - 1 – Indifferently
  - 0 – Won't teach at all
  
3. How well were the teachers able to communicate?
  - 4 – Always effective
  - 3 – Sometimes effective
  - 2 – Just satisfactorily
  - 1– Generally ineffective
  - 0– Very poor communication
  
4. The teacher's approach to teaching can best be described as
  - 4– Excellent
  - 3 – Very good
  - 2 – Good
  - 1 – Fair
  - 0– Poor



5. Fairness of the internal evaluation process by the teachers.
  - 4 – Always fair
  - 3 – Usually fair
  - 2 – Sometimes unfair
  - 1 – Usually unfair
  - 0– Unfair
  
6. Was your performance in assignments discussed with you?
  - 4 – Every time
  - 3 – Usually
  - 2 – Occasionally/Sometimes
  - 1 – Rarely
  - 0– Never
  
7. The institute takes active interest in promoting internship, student exchange, field visit opportunities for students.
  - 4 – Regularly
  - 3 – Often
  - 2 – Sometimes
  - 1 – Rarely
  - 0– Never
  
8. The teaching and mentoring process in your institution facilitates you in cognitive, social and emotional growth.
  - 4 – Significantly
  - 3 – Very well
  - 2 – Moderately
  - 1 – Marginally
  - 0– Not at all
  
9. The institution provides multiple opportunities to learn and grow.
  - 4 – Strongly agree
  - 3 – Agree
  - 2 – Neutral
  - 1 – Disagree
  - 0– Strongly disagree



10. Teachers inform you about your expected competencies, course outcomes and programme outcomes.

- 4 – Every time
- 3 – Usually
- 2 – Occasionally/Sometimes
- 1 – Rarely
- 0 – Never

11. Your mentor does a necessary follow-up with an assigned task to you.

- 4 – Every time
- 3 – Usually
- 2 – Occasionally/Sometimes
- 1 – Rarely
- 0 – I don't have a mentor

12. The teachers illustrate the concepts through examples and applications.


- 4 – Every time
- 3 – Usually
- 2 – Occasionally/Sometimes
- 1 – Rarely
- 0 – Never

13. The teachers identify your strengths and encourage you with providing right level of challenges.

- 4 – Fully
- 3 – Reasonably
- 2 – Partially
- 1 – Slightly
- 0 – Unable to

14. Teachers are able to identify your weaknesses and help you to overcome them.

- 4 – Every time
- 3 – Usually
- 2 – Occasionally/Sometimes
- 1 – Rarely
- 0 – Never



15. The institution makes effort to engage students in the monitoring, review and continuous quality improvement of the teaching learning process.

- 4 – Strongly agree
- 3 – Agree
- 2 – Neutral
- 1 – Disagree
- 0 – Strongly disagree

16. The institute/ teachers use student centric methods, such as experiential learning, participative learning and problem solving methodologies for enhancing learning experiences.

- 4 – To a great extent
- 3 – Moderate
- 2 – Some what
- 1 – Very little
- 0 – Not at all

17. Teachers encourage you to participate in extracurricular activities.

- 4 – Strongly agree
- 3 – Agree
- 2 – Neutral
- 1 – Disagree
- 0 – Strongly disagree

18. Efforts are made by the institute/ teachers to inculcate soft skills, life skills and employability skills to make you ready for the world of work.

- 4 – To a great extent
- 3 – Moderate
- 2 – Some what
- 1 – Very little
- 0 – Not at all

19. What percentage of teachers use ICT tools such as LCD projector, Multimedia, etc. while teaching.

- 4 – Above 90%
- 3 – 70 – 89%
- 2 – 50 – 69%
- 1 – 30 – 49%
- 0 – Below 29%



20. The overall quality of teaching-learning process in your institute is very good.

- 4 – Strongly agree
- 3 – Agree
- 2 – Neutral
- 1 – Disagree
- 0 – Strongly disagree

21. Give three observation / suggestions to improve the overall teaching – learning experience in your institution.

a)

b)

c)



# KONKAN GYANPEETH URAN COLLEGE OF COMMERCE AND ARTS

Permanently Affiliated to University of Mumbai,  
Re-Accredited with 'B' Grade by NACC, u.s.2 (f) & 12 (B) by U.G.C.  
Near Tahsil Office, Uran, Raigad Maharashtra, 400702 Contact No. 022 - 27220376 / 27221567  
Email :- [uran\\_college@rediffmail.com](mailto:uran_college@rediffmail.com) / [kguc7star@gmail.com](mailto:kguc7star@gmail.com) Web site- [www.kguc.org](http://www.kguc.org)




## National Assessment and Accreditation Council (NAAC)

### Analyzed Student Satisfaction Survey 2021-22


#### Under Criterion II of Teaching –Learning and Evaluation

- Q.1 Average Percentage of Student opined that 85 to 100 % Syllabus taught in the Class by Teachers.
- Q.2 Students Viewed about the preparation of the class by teachers are thoroughly.
- Q.3 Average Percentage of Learner reviewed teachers has effective Communication.
- Q.4 According to Students the Teachers approach to teaching is described as Excellent.
- Q.5 Average Percentage of Learner opined about internal evaluations is always fair.
- Q.6 Students viewed that teachers every time discuss with them.
- Q.7 Learner viewed that college Sometime provide opportunities to them in the Field Visit.
- Q.8 According to Students there are facilities to have a social and emotional growth significantly.
- Q.9 Students agreed that the college provides multiple opportunities to learn and grow.
- Q.10 Students viewed that Teachers inform them about Course outcomes and Programme Outcomes in the introductory lecture. It is available also on college Website.
- Q.11 Average Percentage of Mentees are usually follow-up with and assigned task by teachers.
- Q.12 Average Percentage of Student remarked teachers illustrate the concept through examples and applications every time.
- Q.13 The Students viewed teachers identify their strength and encourage them fully.




- Q.14 Students marked about this question that every time teacher identify their weakness and help to overcome them.
- Q.15 Students agreed that there is a monitoring, review and continuous quality improvement by the teachers.
- Q.16 Students reviewed that teachers used the teaching methods moderately.
- Q.17 About this question extracurricular activity, students agreed that teachers promote them to take parts in these activities.
- Q.18 Students viewed to a great extent to inculcate soft skills, life skills and employability skills by the college.
- Q.19 According to Students, 90 % teacher's use of ICT tools while teaching.
- Q.20 Students are strongly agreed about overall quality of teaching learning process of the college.

  
**IQAC/NAAC**  
Co-ordinator  
Konkan Gyanpeeth Uran College,  
of Commerce & Arts, Uran-Raigad

  
**Dr. Baliram N. Gaikwad**  
Principal  
Konkan Gyanpeeth, Uran College of  
Commerce and Arts, Uran - Raigad





**National Assessment and Accreditation Council (NAAC)**

**Analysis of Student Satisfaction Survey 2021-2022**

**Key Indicator - 2.7.1**

**Under Criterion II of Teaching - Learning and Evaluation**

**Konkan Gyanpeeth Uran, College of Commerce & Arts Uran, Raigad**

\*Gender = Female - 1 , Male - 2, Transgender - 3

\*Degree Program = Bachelor's - 1, Master's - 2, Mphil - 3, Doctorate - 4, Other - 5

\*Subject = Arts - 1, Commerce - 2, Science - 3, Professional - 4, Other - 5

Q.1.	4 - 85 to 100%, 3 - 70 to 84%, 2 - 55 to 69%, 1 - 30 to 54%, 0 - Below 30%																						
Q.2.	4 - Thoroughly, 3 - Satisfactorily, 2 - Poorly, 1 - Generally ineffective, 0 - Very poor communication																						
Q.3.	4 - Always effective, 3 - Sometimes effective, 2 - Just satisfactorily, 1 - Generally ineffective, 0 - Very Poor communication																						
Q.4.	4 - Excellent, 3 - Very good, 2 - Good, 1 - Fair, 0 - Poor																						
Q.5.	4 - Always fair, 3 - Usually fair, 2 - Sometimes unfair, 1 - Usually unfair, 0 - Unfair																						
Q.6.	4 - Every time, 3 - Usually, 2 - Occasionally/Sometimes, 1 - Rarely, 0 - Never																						
Q.7.	4 - Regularly, 3 - Often, 2 - Sometimes, 1 - Rarely, 0 - Never																						
Q.8.	4 - Significantly, 3 - Very well, 2 - Moderately, 1 - Marginally, 0 - Not at all																						
Q.9.	4 - Strongly agree, 3 - Agree, 2 - Neutral, 1 - Disagree, 0 - Strongly disagree																						
Q.10.	4 - Every time, 3 - Usually, 2 - Occasionally/Sometimes, 1 - Rarely, 0 - Never																						
Q.11.	4 - Every time, 3 - Usually, 2 - Occasionally/Sometimes, 1 - Rarely, 0 - I don't have a mentor																						
Q.12.	4 - Every time, 3 - Usually, 2 - Occasionally/Sometimes, 1 - Rarely, 0 - Never																						
Q.13.	4 - Fully, 3 - Reasonably, 2 - Partially, 1 - Slightly, 0 - Unable to																						
Q.14.	4 - Every time, 3 - Usually, 2 - Occasionally/Sometimes, 1 - Rarely, 0 - Never																						
Q.15.	4 - Strongly agree, 3 - Agree, 2 - Neutral, 1 - Disagree, 0 - Strongly disagree																						
Q.16.	4 - To a great extent, 3 - Moderate, 2 - Some what, 1 - Very little, 0 - Not at all																						
Q.17.	4 - Strongly agree, 3 - Agree, 2 - Neutral, 1 - Disagree, 0 - Strongly disagree																						
Q.18.	4 - To a great extent, 3 - Moderate, 2 - Some what, 1 - Very little, 0 - Not at all																						
Q.19.	4 - Above 90%, 3 - 70-89%, 2 - 50-69%, 1 - 30-49%, 0 - Below 29%																						
Q.20.	4 - Strongly agree, 3 - Agree, 2 - Neutral, 1 - Disagree, 0 - Strongly disagree																						

From No.	Gender	degree program	Subject	Q.1	Q.2	Q.3	Q.4	Q.5	Q.6	Q.7	Q.8	Q.9	Q.10	Q.11	Q.12	Q.13	Q.14	Q.15	Q.16	Q.17	Q.18	Q.19	Q.20
1	1	1	2	4	4	4	3	4	4	4	3	3	4	4	2	2	4	3	3	3	3	3	4
2	2	1	2	4	4	4	3	4	4	4	4	3	4	4	4	4	4	4	3	4	4	4	4

From No.	Gender	degree program	Subject	Q.1	Q.2	Q.3	Q.4	Q.5	Q.6	Q.7	Q.8	Q.9	Q.10	Q.11	Q.12	Q.13	Q.14	Q.15	Q.16	Q.17	Q.18	Q.19	Q.20
3	1	1	2	4	4	4	4	3	3	4	3	4	4	4	4	3	4	4	4	4	3	4	3
4	1	1	2	4	4	4	4	3	4	4	3	3	4	3	4	3	4	3	3	4	3	4	3
5	1	2	2	3	3	4	3	4	3	4	4	3	3	2	3	3	3	3	3	3	2	4	3
6	1	2	2	4	4	4	2	4	3	4	3	3	3	2	3	3	2	3	1	3	3	3	3
7	1	2	2	4	3	4	4	4	3	4	3	4	4	4	4	4	4	3	4	4	3	4	4
8	2	2	2	4	3	3	4	4	4	3	3	3	4	3	4	2	3	3	4	2	4	3	4
9	1	2	2	3	3	4	3	2	4	4	4	3	4	3	3	2	3	2	2	2	3	3	4
10	1	2	2	4	4	4	3	4	4	4	4	3	4	4	3	4	4	3	3	4	4	4	4
11	1	2	2	4	4	4	3	3	4	2	3	3	3	3	3	4	3	3	4	3	3	3	3
12	2	2	2	4	4	4	4	4	4	4	4	3	3	3	4	4	3	4	4	3	3	4	4
13	1	1	1	4	4	4	4	4	4	4	4	4	3	4	4	4	3	4	3	3	3	4	4
14	2	1	1	4	4	4	4	4	4	4	4	4	4	3	4	4	4	4	4	4	3	4	4
15	2	1	1	4	4	4	4	4	4	4	4	4	4	4	4	4	4	3	3	3	3	4	4
16	1	1	1	4	4	4	4	4	4	4	4	3	3	4	4	4	4	3	3	3	4	4	3
17	2	1	1	4	4	4	4	4	4	4	4	4	4	4	4	3	3	3	3	3	4	4	4
18	2	1	1	4	4	4	4	4	4	4	4	4	4	4	4	4	4	4	4	4	4	4	4
19	2	1	1	4	4	4	4	4	3	4	4	4	3	3	3	3	3	3	4	4	4	4	4
20	2	1	1	4	4	4	4	4	4	4	4	4	4	4	4	4	4	4	4	4	4	4	4
21	1	1	1	4	4	4	4	4	4	4	4	4	4	4	4	4	4	4	4	4	4	4	3
22	1	1	1	4	4	4	4	4	4	4	4	4	4	4	4	4	4	4	4	4	4	4	3
23	1	1	1	4	4	4	4	4	4	3	4	3	4	3	4	4	4	3	3	4	3	4	4
24	1	1	1	4	4	4	4	4	4	4	4	4	4	4	4	4	4	4	4	4	4	4	3
25	2	1	1	4	4	4	4	4	4	4	4	4	4	4	4	4	4	4	4	3	4	4	4
26	2	1	1	4	4	4	4	4	4	4	4	4	4	3	4	4	4	4	4	4	4	4	4
27	2	1	1	4	4	4	4	4	3	4	4	4	4	4	4	4	4	4	4	4	4	3	4
28	2	1	1	4	4	4	4	4	4	4	4	4	4	4	4	4	4	4	4	4	4	4	4
29	1	1	1	4	4	4	4	4	4	4	4	4	4	4	4	4	4	4	4	4	4	4	4
30	2	1	1	4	4	4	4	4	4	4	4	4	4	4	4	4	4	4	4	4	4	4	4
31	2	1	1	4	4	4	4	4	4	4	4	4	4	4	4	4	4	4	4	4	4	4	4





From No.	Gender	degree program	Subject	Q.1	Q.2	Q.3	Q.4	Q.5	Q.6	Q.7	Q.8	Q.9	Q.10	Q.11	Q.12	Q.13	Q.14	Q.15	Q.16	Q.17	Q.18	Q.19	Q.20
32	2	1	1	4	4	4	4	4	4	4	4	4	4	4	4	4	4	4	4	4	4	4	4
33	2	1	1	4	4	4	4	4	4	4	4	4	4	4	4	4	4	4	4	4	4	4	4
34	2	1	1	4	3	4	3	3	3	2	3	4	4	4	4	4	4	4	3	4	3	3	4
35	2	1	1	4	3	4	3	3	3	2	3	4	4	4	4	4	4	4	3	4	3	3	4
36	2	1	1	4	3	4	4	3	3	2	3	4	4	4	4	4	4	4	3	4	3	3	4
37	2	1	1	4	3	4	4	3	3	2	3	4	4	4	4	4	4	4	3	4	3	3	4
38	2	1	1	4	3	4	4	3	3	2	3	4	4	4	4	4	4	4	3	4	3	3	4
39	2	1	1	4	3	4	2	3	3	2	3	4	4	4	4	4	4	4	3	4	3	3	4
40	1	1	1	4	3	4	3	3	3	2	3	4	4	4	4	4	4	4	3	4	3	3	4
41	1	1	1	4	3	4	4	3	3	2	3	4	4	4	4	4	4	4	3	4	3	3	4
42	2	1	1	4	3	4	3	3	3	2	3	4	4	4	4	4	4	4	3	4	3	3	4
43	2	1	1	4	3	4	4	3	3	2	3	4	4	4	4	4	4	4	3	4	3	3	4
44	2	1	1	4	3	4	4	3	3	2	3	4	4	4	4	4	4	4	3	4	3	3	4
45	1	1	1	4	3	4	4	3	3	2	3	4	4	4	4	4	4	4	3	4	3	3	4
46	2	1	1	4	3	4	4	3	3	2	3	4	4	4	4	4	4	4	3	4	3	3	4
47	1	1	1	4	3	4	4	3	3	2	3	4	4	4	4	4	4	4	3	4	3	3	4
48	1	1	1	4	3	4	4	3	3	2	3	4	4	4	4	4	4	4	3	4	3	3	4
49	2	1	1	4	3	4	4	3	3	2	3	4	4	4	4	4	4	4	3	4	3	3	4
50	2	1	1	4	3	4	4	3	3	2	3	4	4	4	4	4	4	4	3	4	3	3	4
51	1	1	1	4	3	4	4	3	3	2	3	4	4	4	4	4	4	4	3	4	3	3	4
52	2	1	1	4	3	4	4	3	3	2	3	4	4	4	4	4	4	4	3	4	3	3	4
53	2	1	2	3	3	4	3	3	3	4	3	4	4	3	3	4	3	3	3	4	3	3	3
54	2	1	2	3	3	4	3	3	3	4	3	4	4	3	3	4	3	3	3	4	3	3	3
55	2	1	2	3	3	4	3	3	3	4	3	4	4	3	3	4	3	3	3	4	3	3	3
56	1	1	2	4	4	4	4	4	3	3	4	4	4	4	4	4	4	3	4	4	4	3	4
57	1	1	2	4	4	4	3	4	3	3	3	4	4	4	4	4	3	3	3	4	4	3	3
58	1	1	2	4	1	3	3	4	1	4	2	3	4	2	4	1	1	3	1	3	4	3	3
59	1	1	2	4	4	4	3	4	4	3	3	4	4	3	4	4	3	3	3	4	4	3	4
60	1	1	2	4	4	4	3	4	4	3	3	4	4	3	4	4	3	3	3	3	4	3	4

From No.	Gender	degree program	Subject	Q.1	Q.2	Q.3	Q.4	Q.5	Q.6	Q.7	Q.8	Q.9	Q.10	Q.11	Q.12	Q.13	Q.14	Q.15	Q.16	Q.17	Q.18	Q.19	Q.20
61	1	1	2	4	3	4	4	4	4	2	3	3	2	3	4	3	3	3	3	4	3	3	4
62	1	1	2	4	1	4	2	4	4	2	3	3	2	3	4	3	3	3	3	4	3	3	3
63	2	1	2	4	4	4	4	4	3	4	3	4	4	3	4	4	3	4	4	4	4	3	4
64	2	1	2	3	3	4	2	3	4	4	3	4	4	3	4	3	4	3	4	4	4	3	4
65	1	1	2	3	4	4	3	4	3	4	4	3	3	3	4	4	4	3	3	4	4	3	3
66	1	1	2	3	4	4	3	4	3	3	3	3	4	4	4	4	3	3	3	4	3	3	3
67	1	1	2	3	4	4	3	4	3	3	3	4	4	3	4	4	4	3	3	4	3	3	4
68	1	1	2	3	4	4	3	4	3	3	3	3	4	3	4	4	4	3	3	4	3	3	4
69	1	1	2	3	4	4	3	4	3	2	3	3	4	4	4	4	3	3	3	4	3	2	3
70	1	1	2	4	3	3	3	3	3	3	3	3	4	3	4	3	3	3	3	4	3	3	3
71	1	1	2	4	3	3	4	4	4	3	3	3	4	3	4	3	4	3	3	4	3	3	3
72	1	1	2	3	4	4	3	4	3	3	3	3	4	3	4	4	4	3	3	4	3	3	4
73	1	1	2	4	3	2	4	3	4	2	3	4	3	3	4	2	4	4	2	4	3	4	2
74	1	1	2	4	3	2	4	2	3	4	2	3	1	4	3	4	2	3	2	1	3	2	4
75	1	1	2	4	3	4	3	4	3	4	3	4	4	3	4	3	4	3	4	3	4	3	4
76	2	1	2	4	3	4	4	4	3	4	4	4	4	4	4	4	3	4	4	3	4	4	4
77	2	1	2	4	3	3	4	4	4	3	4	3	3	4	4	3	3	3	4	4	3	4	3
78	2	1	2	3	3	4	4	4	3	4	3	3	4	4	3	3	3	3	3	4	4	4	3
79	2	1	2	4	3	4	3	4	4	3	3	4	3	4	3	4	3	4	3	4	3	4	3
80	1	1	2	4	3	4	4	3	4	3	3	3	4	3	3	3	3	4	3	4	4	4	3
81	1	1	2	4	3	4	3	4	3	4	3	4	4	4	3	4	3	3	3	4	3	3	4
82	1	1	2	4	3	4	3	4	4	3	3	4	4	3	3	4	4	4	3	4	3	3	4
83	2	1	1	4	3	4	3	4	3	3	3	3	3	3	4	4	3	3	3	3	3	4	3
84	2	1	1	4	4	4	3	4	3	3	4	3	4	3	4	4	4	3	3	4	3	4	4
85	1	1	1	4	4	4	3	4	3	3	4	3	4	3	4	4	4	3	3	4	3	4	4
86	1	1	1	4	4	4	3	4	3	3	4	3	4	3	4	4	4	3	3	4	3	4	4
87	1	1	1	4	4	4	3	4	3	3	4	3	4	3	4	4	4	3	3	4	3	4	4
88	1	1	1	4	4	4	3	4	3	3	4	3	4	3	4	4	4	3	3	4	3	4	4
89	2	1	1	4	3	4	4	4	3	3	3	3	3	3	4	4	3	3	3	3	3	4	4





From No.	Gender	degree program	Subject	Q.1	Q.2	Q.3	Q.4	Q.5	Q.6	Q.7	Q.8	Q.9	Q.10	Q.11	Q.12	Q.13	Q.14	Q.15	Q.16	Q.17	Q.18	Q.19	Q.20
90	1	1	1	4	4	4	4	4	3	3	4	3	4	3	4	4	4	3	3	3	3	3	3
91	1	1	1	4	3	4	3	4	3	3	3	3	3	3	4	4	3	3	3	3	3	3	3
92	1	1	1	4	3	4	4	3	4	3	3	3	3	3	4	4	3	3	3	3	3	4	3
93	1	1	1	4	3	4	4	3	3	3	3	3	3	3	4	4	3	3	3	3	3	4	3
94	1	1	1	4	3	4	4	3	4	4	4	3	4	3	3	4	4	3	3	3	3	3	4
95	1	1	1	4	2	4	4	4	4	4	4	4	4	4	3	4	4	4	3	3	3	4	4
96	1	1	1	4	4	4	4	4	4	4	3	4	4	4	4	4	4	4	3	4	3	4	4
97	1	1	1	4	3	4	4	4	4	4	3	3	4	4	3	4	4	4	3	4	3	4	3
98	1	1	1	4	4	4	4	3	4	4	4	4	4	3	4	4	4	3	3	3	3	3	4
99	1	1	2	4	3	4	3	3	3	3	3	4	4	4	4	4	4	3	3	4	4	3	3
100	1	1	2	4	3	4	3	3	3	3	3	4	4	4	4	4	4	3	3	4	4	3	4
101	1	1	2	4	3	4	3	3	2	3	3	3	3	3	3	3	3	3	3	4	4	3	3
102	1	1	2	4	3	3	3	3	3	3	3	4	4	3	4	4	4	4	3	4	4	3	3
103	1	1	2	4	3	3	3	3	3	3	3	4	3	4	4	4	4	3	3	4	4	3	3
104	1	1	2	4	3	4	3	3	3	3	3	4	4	4	4	4	4	3	3	4	4	3	4
105	1	1	2	4	3	4	3	3	3	3	3	4	4	4	3	4	4	3	3	4	4	3	3
106	1	1	2	4	4	4	4	4	4	3	4	4	4	4	4	4	4	4	3	4	4	4	4
107	1	1	2	4	4	4	4	4	4	3	4	4	4	4	4	4	4	4	3	4	4	4	4
108	1	1	2	4	3	3	3	4	3	2	4	4	4	4	4	4	4	3	3	4	4	3	3
109	1	1	2	4	3	4	3	3	3	3	3	4	4	4	4	3	3	4	3	4	4	3	3
110	1	1	2	4	3	4	3	3	3	2	3	4	4	4	3	4	4	4	4	4	4	3	4
111	1	1	2	4	3	3	3	4	2	3	4	4	4	2	4	3	3	3	3	4	4	2	3
112	2	1	2	4	4	3	3	3	3	4	4	4	4	4	3	4	4	3	3	4	4	3	4
113	2	1	2	4	4	4	4	4	3	4	4	4	4	4	3	4	3	4	3	4	4	2	4
114	2	1	2	4	3	4	3	3	2	3	2	3	3	3	3	3	3	3	3	4	4	3	3
115	1	1	2	4	3	3	4	3	3	2	2	4	3	3	4	4	3	4	3	4	3	3	3
116	1	1	2	4	3	4	4	3	3	2	3	4	3	4	4	4	4	4	3	4	4	3	3
117	1	1	2	4	3	3	3	4	2	3	4	4	4	3	4	3	3	3	3	4	4	2	3
118	1	1	2	4	3	3	3	4	4	1	3	3	3	3	3	3	2	3	1	2	3	0	3





From No.	Gender	degree program	Subject	Q.1	Q.2	Q.3	Q.4	Q.5	Q.6	Q.7	Q.8	Q.9	Q.10	Q.11	Q.12	Q.13	Q.14	Q.15	Q.16	Q.17	Q.18	Q.19	Q.20	
119	1	1	2	4	3	4	3	4	4	4	3	4	4	4	4	4	4	4	2	4	4	3	4	
120	2	1	2	3	3	4	3	4	4	1	4	4	4	4	1	3	4	4	1	3	4	3	4	
121	1	1	2	4	4	4	4	4	3	2	3	3	4	4	4	4	3	3	4	4	3	3	4	
122	1	1	2	4	3	4	4	4	3	2	3	4	4	4	4	4	3	4	3	4	4	3	4	
123	1	1	2	4	3	4	4	4	3	2	3	3	4	4	4	4	3	3	4	4	3	3	4	
124	1	1	2	4	4	4	3	4	4	3	4	3	4	4	4	4	4	3	4	3	4	4	3	
125	1	1	2	4	4	4	3	4	4	4	4	3	4	4	4	4	4	3	4	3	4	4	3	
126	1	1	2	4	4	4	3	3	4	3	4	4	4	4	4	4	4	3	3	3	3	4	4	
127	1	1	2	4	4	4	4	4	4	3	4	4	4	4	4	4	4	3	3	3	3	4	4	
128	1	1	2	4	3	4	3	4	4	4	3	4	4	4	4	4	4	4	2	4	4	3	3	
129	1	1	2	4	3	4	4	4	3	2	3	3	4	4	4	4	3	3	4	4	3	3	4	
130	1	1	2	3	3	4	3	3	3	4	3	3	4	3	4	4	4	3	3	4	3	3	3	
131	1	1	2	3	3	3	3	2	3	4	3	3	3	4	3	4	4	3	3	3	4	3	3	
132	1	1	2	3	3	3	3	2	3	4	3	3	3	4	3	4	4	3	3	3	4	3	3	
133	2	1	2	4	3	4	4	4	4	4	4	4	4	4	4	4	4	4	4	4	4	4	4	
134	2	1	2	4	3	1	2	4	4	4	4	3	4	4	1	4	4	4	1	4	4	4	4	
135	2	1	2	2	3	3	2	3	2	3	3	2	2	2	3	2	2	2	2	2	2	2	2	
136	2	1	2	3	3	2	3	4	1	2	2	3	3	4	4	4	2	3	2	3	4	3	4	
137	2	1	2	1	3	4	4	4	3	1	3	4	4	2	4	4	3	4	3	3	4	4	4	
138	2	1	2	4	4	4	4	3	4	4	3	4	4	4	4	4	4	3	3	4	3	4	4	
139	1	1	2	4	4	4	4	4	4	4	3	3	4	4	4	3	4	4	3	4	3	4	4	
140	1	1	2	4	4	4	3	4	4	4	3	3	4	4	4	3	4	4	3	4	3	4	4	
141	1	1	2	4	4	4	3	4	4	4	3	3	4	4	4	3	4	4	3	4	3	4	4	
142	1	1	2	4	3	4	3	4	4	4	3	3	4	4	4	3	4	3	3	3	1	4	4	
143	1	1	2	4	3	4	3	4	4	4	3	3	4	4	4	3	4	3	3	3	3	4	4	
144	1	1	2	4	4	3	3	3	4	4	3	3	4	4	3	3	4	4	3	3	3	3	4	
<b>Average</b>				<b>4</b>	<b>3</b>	<b>4</b>	<b>3</b>	<b>4</b>	<b>3</b>	<b>3</b>	<b>3</b>	<b>3</b>	<b>4</b>	<b>4</b>	<b>4</b>	<b>4</b>	<b>4</b>	<b>4</b>	<b>3</b>	<b>3</b>	<b>4</b>	<b>3</b>	<b>3</b>	<b>4</b>

  
**IQAC/NAAC**  
 Co-ordinator  
 Konkan Gyanpeeth Uran College,  
 of Commerce & Arts, Uran-Raigad

  
**Dr. Baliram N. Gaikwad**  
 Principal  
 Konkan Gyanpeeth, Uran College of  
 Commerce and Arts, Uran - Raigad